



SZABO SCANDIC

Part of Europa Biosite

Produktinformation



Forschungsprodukte & Biochemikalien



Zellkultur & Verbrauchsmaterial



Diagnostik & molekulare Diagnostik



Laborgeräte & Service

Weitere Information auf den folgenden Seiten!
See the following pages for more information!



Lieferung & Zahlungsart

siehe unsere [Liefer- und Versandbedingungen](#)

Zuschläge

- Mindermengenzuschlag
- Trockeneiszuschlag
- Gefahrgutzuschlag
- Expressversand

SZABO-SCANDIC HandelsgmbH

Quellenstraße 110, A-1100 Wien

T. +43(0)1 489 3961-0

F. +43(0)1 489 3961-7

mail@szabo-scandic.com

www.szabo-scandic.com

[linkedin.com/company/szaboscandic](https://www.linkedin.com/company/szaboscandic) 

FABP6 monoclonal antibody (M01), clone 4A4

Catalog # : H00002172-M01

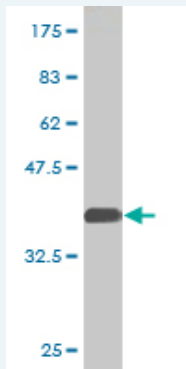
規格 : [100 ug]

[List All](#)

Specification

Product Description:	Mouse monoclonal antibody raised against a full-length recombinant FABP6.
Immunogen:	FABP6 (AAH22489, 1 a.a. ~ 128 a.a) full-length recombinant protein with GST tag. MW of the GST tag alone is 26 KDa.
Sequence:	MAFTGKFEMESEKKNYDEFMKLLGISSDVIEKAHNFKIVTEVQQDGGDFT WSQHYYGGHTMTNKFTVGKESNIQTMGGKTFKATVQMEGGKLVNFP NYHQTSEIVGDKLVEVSTIGGVTYERVSKRLA
Host:	Mouse
Reactivity:	Human
Isotype:	IgG2a Kappa

Quality Control Testing: Antibody Reactive Against Recombinant Protein.



Western Blot detection against Immunogen (39.82 KDa) .

Storage Buffer: In 1x PBS, pH 7.4

Storage Instruction: Store at -20°C or lower. Aliquot to avoid repeated freezing and thawing.

MSDS: [Download](#)


Datasheet: [Download](#)

Applications

Western Blot (Transfected lysate)

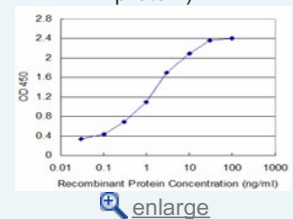
Application Image

Western Blot (Transfected lysate)




Western Blot (Recombinant protein)

Sandwich ELISA (Recombinant protein)



ELISA



Western Blot analysis of FABP6 expression in transfected 293T cell line by FABP6 monoclonal antibody (M01), clone 4A4.

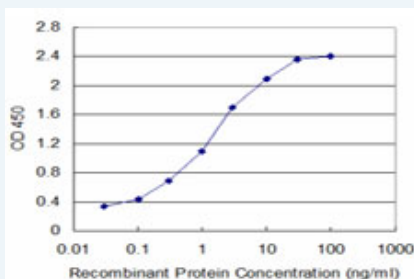
Lane 1: FABP6 transfected lysate(14.4 KDa).
Lane 2: Non-transfected lysate.

[Protocol Download](#)

Western Blot (Recombinant protein)

[Protocol Download](#)

Sandwich ELISA (Recombinant protein)



Detection limit for recombinant GST tagged FABP6 is approximately 0.03ng/ml as a capture antibody.

[Protocol Download](#)

ELISA

Gene Information

Entrez GeneID: [2172](#)

GeneBank [BC022489](#)
Accession#:

Protein [AAH22489](#)
Accession#:

Gene Name: FABP6

Gene Alias: I-15P,I-BABP,I-BALB,I-BAP,ILBP,ILBP3,ILLBP

Gene Description: fatty acid binding protein 6, ileal

Omim ID: [600422](#)

Gene Ontology: [Hyperlink](#)

Gene Summary: This gene encodes the ileal fatty acid binding protein. Fatty acid binding proteins are a family of small, highly conserved, cytoplasmic proteins that bind long-chain fatty acids and other hydrophobic ligands. FABP6 and FABP1 (the liver fatty acid binding protein) are also able to bind bile acids. It is thought that FABPs roles include fatty acid uptake, transport,

and metabolism. Transcript variants generated by alternate transcription promoters and/or alternate splicing have been found for this gene. [provided by RefSeq]

Other Designations: OTTHUMP00000160846,gastrotropin,ileal bile acid binding protein,ileal lipid-binding protein

Gene Pathway

[PPAR signaling pathway](#)

Related Disease

[Cardiovascular Diseases](#) [Diabetes Mellitus, Type 2](#) [Edema](#)
[Genetic Predisposition to Disease](#) [Obesity](#)

[服務條款](#) | [隱私權政策](#) | [著作及商標](#) | [網站地圖](#)

©2016 亞諾法生技股份有限公司 Abnova Corporation. 版權所有.