



SZABO SCANDIC

Part of Europa Biosite

Produktinformation



Forschungsprodukte & Biochemikalien



Zellkultur & Verbrauchsmaterial



Diagnostik & molekulare Diagnostik



Laborgeräte & Service

Weitere Information auf den folgenden Seiten!
See the following pages for more information!



Lieferung & Zahlungsart

siehe unsere [Liefer- und Versandbedingungen](#)

Zuschläge

- Mindermengenzuschlag
- Trockeneiszuschlag
- Gefahrgutzuschlag
- Expressversand

SZABO-SCANDIC HandelsgmbH

Quellenstraße 110, A-1100 Wien

T. +43(0)1 489 3961-0

F. +43(0)1 489 3961-7

mail@szabo-scandic.com

www.szabo-scandic.com

[linkedin.com/company/szaboscandic](https://www.linkedin.com/company/szaboscandic) 



FABP7 MaxPab mouse polyclonal antibody (B02) MaxPab®

Catalog # : H00002173-B02

規格 : [50 uL]

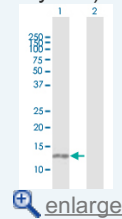
[List All](#)


Specification

| | |
|---------------------------------|--|
| Product Description: | Mouse polyclonal antibody raised against a full-length human FABP7 protein. |
| Immunogen: | FABP7 (NP_001437.1, 1 a.a. ~ 132 a.a) full-length human protein. |
| Sequence: | MVEAFCATWKLNSQNFDEYMKALGVGFATRQVGNMTKPTVIISQEGDK VVIRTLSTFKNTEISFQLGEEFDETTADDRNCKSVSLDGDGKLVHIQKWD GKETNFVREIKDGMVMTLTFGDVVAVRHYEKA |
| Host: | Mouse |
| Reactivity: | Human |
| Quality Control Testing: | Antibody reactive against mammalian transfected lysate. |
| Storage Buffer: | No additive |
| Storage Instruction: | Store at -20°C or lower. Aliquot to avoid repeated freezing and thawing. |
| Note: | For IHC and IF applications, antibody purification with Protein A will be needed prior to use. |
| MSDS: |  Download |
| Datasheet: |  Download |

Application Image

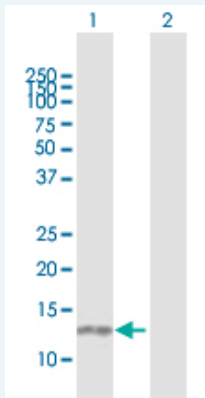
Western Blot (Transfected lysate)



 [enlarge](#)

Applications

Western Blot (Transfected lysate)



Western Blot analysis of FABP7 expression in transfected 293T cell line ([H00010573-T01](#)) by FABP7 MaxPab polyclonal antibody.

Lane 1: FABP7 transfected lysate(14.90 KDa).
Lane 2: Non-transfected lysate.

 [Protocol Download](#)

Gene Information

Entrez GeneID: [2173](#)

**GeneBank
Accession#:** [NM_001446](#)

**Protein
Accession#:** [NP_001437.1](#)

Gene Name: FABP7

Gene Alias: B-FABP,BLBP,DKFZp547J2313,FABPB,MRG

**Gene
Description:** fatty acid binding protein 7, brain

Omim ID: [602965](#)

Gene Ontology: [Hyperlink](#)

Gene Summary: The protein encoded by this gene is a brain fatty acid binding protein. Fatty acid binding proteins (FABPs) are a family of small, highly conserved, cytoplasmic proteins that bind long-chain fatty acids and other hydrophobic ligands. FABPs are thought to play roles in fatty acid uptake, transport, and metabolism. [provided by RefSeq]

**Other
Designations:** OTTHUMP00000017118,brain lipid binding protein,mammary-derived growth inhibitor-related

Gene Pathway

[PPAR signaling pathway](#)

Related Disease

[Autistic Disorder](#) [Bipolar Disorder](#) [Genetic Predisposition to Disease](#) [Schizophrenia](#)
[Schizophrenia](#)