



# SZABO SCANDIC

Part of Europa Biosite

## Produktinformation



Forschungsprodukte & Biochemikalien



Zellkultur & Verbrauchsmaterial



Diagnostik & molekulare Diagnostik



Laborgeräte & Service

Weitere Information auf den folgenden Seiten!  
See the following pages for more information!



### Lieferung & Zahlungsart

siehe unsere [Liefer- und Versandbedingungen](#)

### Zuschläge

- Mindermengenzuschlag
- Trockeneiszuschlag
- Gefahrgutzuschlag
- Expressversand

### SZABO-SCANDIC HandelsgmbH

Quellenstraße 110, A-1100 Wien

T. +43(0)1 489 3961-0

F. +43(0)1 489 3961-7

[mail@szabo-scandic.com](mailto:mail@szabo-scandic.com)

[www.szabo-scandic.com](http://www.szabo-scandic.com)

[linkedin.com/company/szaboscandic](https://www.linkedin.com/company/szaboscandic) 

## FABP7 monoclonal antibody (M06), clone 1H8

Catalog # : H00002173-M06

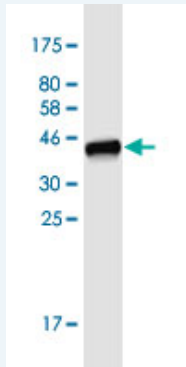
規格 : [ 100 ug ]

[List All](#)

### Specification

<b>Product Description:</b>	Mouse monoclonal antibody raised against a full-length recombinant FABP7.
<b>Immunogen:</b>	FABP7 (AAH12299.1, 1 a.a. ~ 132 a.a) full-length recombinant protein with GST tag. MW of the GST tag alone is 26 KDa.
<b>Sequence:</b>	MVEAFCATWKL TNSQNFDEYMKALGVGFATRQVGNVTKPTVIISQEGDK VVIRTLSTFKNTEISFQLGEEFDETTADDRNCKSVSLDGDGLVHIQKWD GKETNFVREIKDGKMMMLTFGDVVAVRHYEKA
<b>Host:</b>	Mouse
<b>Reactivity:</b>	Human
<b>Isotype:</b>	IgG2a Kappa

**Quality Control Testing:** Antibody Reactive Against Recombinant Protein.



Western Blot detection against Immunogen (40.26 KDa) .

**Storage Buffer:** In 1x PBS, pH 7.4

**Storage Instruction:** Store at -20°C or lower. Aliquot to avoid repeated freezing and thawing.

**Datasheet:** [Download](#)

### Applications

**Western Blot (Recombinant protein)**

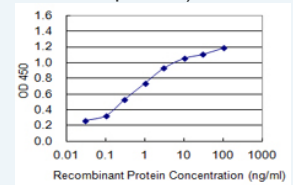
[Protocol Download](#)

**Sandwich ELISA (Recombinant protein)**

### Application Image

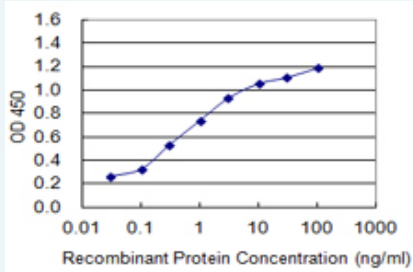
Western Blot (Recombinant protein)

Sandwich ELISA (Recombinant protein)




[enlarge](#)

ELISA



Detection limit for recombinant GST tagged FABP7 is 0.03 ng/ml as a capture antibody.

 [Protocol Download](#)

## ELISA

### Gene Information

Entrez GeneID: [2173](#)

GeneBank [BC012299.1](#)

Accession#:

Protein [AAH12299.1](#)

Accession#:

Gene Name: FABP7

Gene Alias: B-FABP,BLBP,DKFZp547J2313,FABPB,MRG

Gene Description: fatty acid binding protein 7, brain

Omim ID: [602965](#)

Gene Ontology: [Hyperlink](#)

**Gene Summary:** The protein encoded by this gene is a brain fatty acid binding protein. Fatty acid binding proteins (FABPs) are a family of small, highly conserved, cytoplasmic proteins that bind long-chain fatty acids and other hydrophobic ligands. FABPs are thought to play roles in fatty acid uptake, transport, and metabolism. [provided by RefSeq]

**Other Designations:** OTTHUMP00000017118,brain lipid binding protein,mammary-derived growth inhibitor-related

### Gene Pathway

[PPAR signaling pathway](#)

### Related Disease

[Autistic Disorder](#) [Bipolar Disorder](#) [Genetic Predisposition to Disease](#) [Schizophrenia](#)  
[Schizophrenia](#)