



SZABO SCANDIC

Part of Europa Biosite

Produktinformation



Forschungsprodukte & Biochemikalien



Zellkultur & Verbrauchsmaterial



Diagnostik & molekulare Diagnostik



Laborgeräte & Service

Weitere Information auf den folgenden Seiten!
See the following pages for more information!



Lieferung & Zahlungsart

siehe unsere [Liefer- und Versandbedingungen](#)

Zuschläge

- Mindermengenzuschlag
- Trockeneiszuschlag
- Gefahrgutzuschlag
- Expressversand

SZABO-SCANDIC HandelsgmbH

Quellenstraße 110, A-1100 Wien

T. +43(0)1 489 3961-0

F. +43(0)1 489 3961-7

mail@szabo-scandic.com

www.szabo-scandic.com

[linkedin.com/company/szaboscandic](https://www.linkedin.com/company/szaboscandic) 

ACSL3 polyclonal antibody (A01)

Catalog # : H00002181-A01

規格 : [50 uL]


List All

Specification

Product Description:	Mouse polyclonal antibody raised against a partial recombinant ACSL3.
Immunogen:	ACSL3 (NP_004448, 203 a.a. ~ 288 a.a) partial recombinant protein with GST tag.
Sequence:	NETEVTNIITSKELLQTKLKDIVSLVPRLRHIIITVDGKPPTWSEFPKGIIVHT MAAVEALGAKASMENQPHSKPLPSDIAVIMYTS
Host:	Mouse
Reactivity:	Human

Quality Control Antibody Reactive Against Recombinant Protein.

Testing:



Western Blot detection against Immunogen (35.57 KDa) .

Storage Buffer: 50 % glycerol

Storage Instruction: Store at -20°C or lower. Aliquot to avoid repeated freezing and thawing.

MSDS: [Download](#)

Datasheet: [Download](#)

Publication Reference

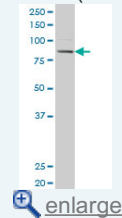
1. [Increased Long Chain acyl-Coa Synthetase Activity and Fatty Acid Import Is Linked to Membrane Synthesis for Development of Picornavirus Replication Organelles.](#)
Nchoutmboube JA, Viktorova EG, Scott AJ, Ford LA, Pei Z, Watkins PA, Ernst RK, Belov GA. PLoS Pathog. 2013 Jun;9(6): e1003401. doi: 10.1371/ journal.ppat.1003401.

Applications

Western Blot (Cell lysate)


Application Image

Western Blot (Cell lysate)



Western Blot (Recombinant protein)

ELISA



ACSL3 polyclonal antibody (A01), Lot # 051220JC01 Western Blot analysis of ACSL3 expression in 293 (Cat # L026V1).

 [Protocol Download](#)

Western Blot (Recombinant protein)

 [Protocol Download](#)

ELISA

Gene Information

Entrez GeneID: [2181](#)

GeneBank Accession#: [NM_004457](#)

Protein Accession#: [NP_004448](#)

Gene Name: ACSL3

Gene Alias: ACS3,FACL3,PRO2194

Gene Description: acyl-CoA synthetase long-chain family member 3

Omim ID: [602371](#)

Gene Ontology: [Hyperlink](#)

Gene Summary: The protein encoded by this gene is an isozyme of the long-chain fatty-acid-coenzyme A ligase family. Although differing in substrate specificity, subcellular localization, and tissue distribution, all isozymes of this family convert free long-chain fatty acids into fatty acyl-CoA esters, and thereby play a key role in lipid biosynthesis and fatty acid degradation. This isozyme is highly expressed in brain, and preferentially utilizes myristate, arachidonate, and eicosapentaenoate as substrates. The amino acid sequence of this isozyme is 92% identical to that of rat homolog. Two transcript variants encoding the same protein have been found for this gene. [provided by RefSeq]

Other Designations: OTTHUMP00000164212,fatty-acid-Coenzyme A ligase, long-chain 3,lignoceroyl-CoA synthase

Gene Pathway

[Adipocytokine signaling pathway](#) [Fatty acid metabolism](#) [Metabolic pathways](#)
[PPAR signaling pathway](#)

