



SZABO SCANDIC

Part of Europa Biosite

Produktinformation



Forschungsprodukte & Biochemikalien



Zellkultur & Verbrauchsmaterial



Diagnostik & molekulare Diagnostik



Laborgeräte & Service

Weitere Information auf den folgenden Seiten!
See the following pages for more information!



Lieferung & Zahlungsart

siehe unsere [Liefer- und Versandbedingungen](#)

Zuschläge

- Mindermengenzuschlag
- Trockeneiszuschlag
- Gefahrgutzuschlag
- Expressversand

SZABO-SCANDIC HandelsgmbH

Quellenstraße 110, A-1100 Wien

T. +43(0)1 489 3961-0

F. +43(0)1 489 3961-7

mail@szabo-scandic.com

www.szabo-scandic.com

[linkedin.com/company/szaboscandic](https://www.linkedin.com/company/szaboscandic) 



ACSL3 purified MaxPab rabbit polyclonal antibody (D01P) MaxPab®

Catalog # : H00002181-D01P

規格 : [100 ug]

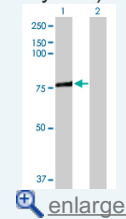
[List All](#)

Specification

Product Description:	Rabbit polyclonal antibody raised against a full-length human ACSL3 protein.
Immunogen:	ACSL3 (NP_004448.2, 1 a.a. ~ 720 a.a) full-length human protein.
Sequence:	MNNHVSSKPSTMKLKHTINPILLYFIHFLISLYTILTYIPFYFFSESRQEKSNR IKAKPVNSKPD SAYRSVNSLDGLASVLYPGCDTLDKVFTYAKNKFKNKRL LGTREVLNEEDEVQPNGKIFKKVILGQYNWLSYEDVVFVRAFNFGNLQML LGQKPKTNIAIFCETRAEWMIAAQACFMYNFQLVTLYATLGGPAIVHALNE TEVTNIITSKELLQTKLKDIVSLVPRLRHIITVDGKPPTWSEFPKGIVHTMA AVEALGAKASMENQPHSKPLPSDIAVIMYTSGSTGLPKGVMISHSNIAGIT GMAERIPELGEEDVYIGYLPLAHVLELSAELVCLSHGCRIGYSSPQTLAD QSSKIKKGSKGDTSMLKPTLMAAVPEIMDRIYKNVMNKVSEMSFQRNLF LAYNYKMEQISKGRNTPLCDSFVFRKVRSLGGNIRLLLCGGAPLSATTQ RFMNICFCCPVGQGYGLTESAGAGTISEVWDYNTGRVGAPLVCCEIKLK NWEEGGYFNTDKPHRGEILIGGQSVTMGYKNEAKTKADFFEDENGQ RWLCTGDIGEFEPDGCLKIIDRKKDLVKLQAGEYVSLGKVEAALKNLPLV DNICAYANSYHSYVIGFVVPNQKELTELARKKGLKGTWEELCNCEMENE VLKVLSEAAISASLEKFEIPVKIRLSPEPWTPETGLVTDADFVTKRKLKTHY QADIERMYGRK
Host:	Rabbit
Reactivity:	Human
Quality Control Testing:	Antibody reactive against mammalian transfected lysate.
Storage Buffer:	In 1x PBS, pH 7.4
Storage Instruction:	Store at -20°C or lower. Aliquot to avoid repeated freezing and thawing.
MSDS:	 Download
Datasheet:	 Download

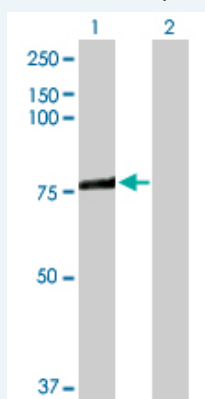
Application Image

Western Blot (Transfected lysate)



Applications

Western Blot (Transfected lysate)



Western Blot analysis of ACSL3 expression in transfected 293T cell line ([H00002181-T02](#)) by ACSL3 MaxPab polyclonal antibody.

Lane 1: ACSL3 transfected lysate(80.40 KDa).

Lane 2: Non-transfected lysate.

 [Protocol Download](#)

Gene Information

Entrez GeneID: [2181](#)

**GeneBank
Accession#:** [NM_004457.3](#)

**Protein
Accession#:** [NP_004448.2](#)

Gene Name: ACSL3

Gene Alias: ACS3,FACL3,PRO2194

**Gene
Description:** acyl-CoA synthetase long-chain family member 3

Omim ID: [602371](#)

Gene Ontology: [Hyperlink](#)

Gene Summary: The protein encoded by this gene is an isozyme of the long-chain fatty-acid-coenzyme A ligase family. Although differing in substrate specificity, subcellular localization, and tissue distribution, all isozymes of this family convert free long-chain fatty acids into fatty acyl-CoA esters, and thereby play a key role in lipid biosynthesis and fatty acid degradation. This isozyme is highly expressed in brain, and preferentially utilizes myristate, arachidonate, and eicosapentaenoate as substrates. The amino acid sequence of this isozyme is 92% identical to that of rat homolog. Two transcript variants encoding the same protein have been found for this gene. [provided by RefSeq]

**Other
Designations:** OTTHUMP00000164212,fatty-acid-Coenzyme A ligase, long-chain 3,lignoceroyl-CoA synthase

Gene Pathway

[Adipocytokine signaling pathway](#) [Fatty acid metabolism](#) [Metabolic pathways](#)
[PPAR signaling pathway](#)

[服務條款](#) | [隱私權政策](#) | [著作及商標](#) | [網站地圖](#)

©2016 亞諾法生技股份有限公司 Abnova Corporation. 版權所有.