



# SZABO SCANDIC

Part of Europa Biosite

## Produktinformation



Forschungsprodukte & Biochemikalien



Zellkultur & Verbrauchsmaterial



Diagnostik & molekulare Diagnostik



Laborgeräte & Service

Weitere Information auf den folgenden Seiten!  
See the following pages for more information!



### Lieferung & Zahlungsart

siehe unsere [Liefer- und Versandbedingungen](#)

### Zuschläge

- Mindermengenzuschlag
- Trockeneiszuschlag
- Gefahrgutzuschlag
- Expressversand

### SZABO-SCANDIC HandelsgmbH

Quellenstraße 110, A-1100 Wien

T. +43(0)1 489 3961-0

F. +43(0)1 489 3961-7

[mail@szabo-scandic.com](mailto:mail@szabo-scandic.com)

[www.szabo-scandic.com](http://www.szabo-scandic.com)

[linkedin.com/company/szaboscandic](https://www.linkedin.com/company/szaboscandic) 

## FANCB monoclonal antibody (M01), clone 2B10

Catalog # : H00002187-M01


規格 : [ 100 ug ]

[List All](#)

### Specification

<b>Product Description:</b>	Mouse monoclonal antibody raised against a partial recombinant FANCB.
<b>Immunogen:</b>	FANCB (NP_689846.1, 750 a.a. ~ 858 a.a) partial recombinant protein with GST tag. MW of the GST tag alone is 26 KDa.
<b>Sequence:</b>	GSENFLIDNMAFTLEKELVTLSSLSSAIKHESNFMQRCEVSKGKSSVVA AALSDRRRENIHPYRKELQREKKKMLQTNLKVSGALYREITLKVAEVQLKS DFAAQKLSN
<b>Host:</b>	Mouse
<b>Reactivity:</b>	Human
<b>Isotype:</b>	IgG2a Kappa

**Quality Control Testing:** Antibody Reactive Against Recombinant Protein.



Western Blot detection against Immunogen (37.73 KDa) .

**Storage Buffer:** In 1x PBS, pH 7.4

**Storage Instruction:** Store at -20°C or lower. Aliquot to avoid repeated freezing and thawing.

**MSDS:** [Download](#)

**Datasheet:** [Download](#)

### Applications

**Western Blot (Recombinant protein)**

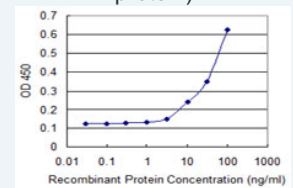
[Protocol Download](#)

**Sandwich ELISA (Recombinant protein)**

### Application Image

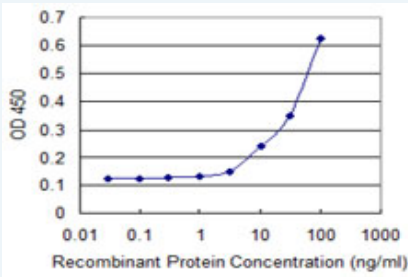
Western Blot (Recombinant protein)

Sandwich ELISA (Recombinant protein)



[enlarge](#)

ELISA



Detection limit for recombinant GST tagged FANCB is 3 ng/ml as a capture antibody.

 [Protocol Download](#)

## ELISA

### Gene Information

Entrez GeneID: [2187](#)

GeneBank [NM\\_152633](#)

Accession#:

Protein [NP\\_689846.1](#)

Accession#:

Gene Name: FANCB

Gene Alias: FA2,FAAP90,FAAP95,FAB,FACB

Gene Description: Fanconi anemia, complementation group B

Omim ID: [300514](#), [300515](#), [314390](#)

Gene Ontology: [Hyperlink](#)

**Gene Summary:** The Fanconi anemia complementation group (FANC) currently includes FANCA, FANCB, FANCC, FANCD1 (also called BRCA2), FANCD2, FANCE, FANCF, FANCG, FANCI, FANCI (also called BRIP1), FANCL, FANCM and FANCN (also called PALB2). The previously defined group FANCH is the same as FANCA. Fanconi anemia is a genetically heterogeneous recessive disorder characterized by cytogenetic instability, hypersensitivity to DNA crosslinking agents, increased chromosomal breakage, and defective DNA repair. The members of the Fanconi anemia complementation group do not share sequence similarity; they are related by their assembly into a common nuclear protein complex. This gene encodes the protein for complementation group B. Alternative splicing results in two transcript variants encoding the same protein. [provided by RefSeq]

Other: Fanconi anemia complementation group

Designations: B,OTTHUMP00000022953,type 2 Fanconi pancytopenia

### Related Disease

[Breast cancer](#) [Breast Neoplasms](#) [Breast Neoplasms, Male](#)

[Genetic Predisposition to Disease](#) [Neoplastic Syndromes](#), [Hereditary](#) [Ovarian cancer](#)

[Ovarian Neoplasms](#)