



SZABO SCANDIC

Part of Europa Biosite

Produktinformation



Forschungsprodukte & Biochemikalien



Zellkultur & Verbrauchsmaterial



Diagnostik & molekulare Diagnostik



Laborgeräte & Service

Weitere Information auf den folgenden Seiten!
See the following pages for more information!



Lieferung & Zahlungsart

siehe unsere [Liefer- und Versandbedingungen](#)

Zuschläge

- Mindermengenzuschlag
- Trockeneiszuschlag
- Gefahrgutzuschlag
- Expressversand

SZABO-SCANDIC HandelsgmbH

Quellenstraße 110, A-1100 Wien

T. +43(0)1 489 3961-0

F. +43(0)1 489 3961-7

mail@szabo-scandic.com

www.szabo-scandic.com

[linkedin.com/company/szaboscandic](https://www.linkedin.com/company/szaboscandic) 

FBLN1 MaxPab mouse polyclonal antibody (B01) MaxPab®

Catalog # : H00002192-B01

規格 : [50 uL]

[List All](#)

Specification

Product Description: Mouse polyclonal antibody raised against a full-length human FBLN1 protein.

Immunogen: FBLN1 (AAH22497.1, 1 a.a. ~ 683 a.a) full-length human protein.

Sequence:
 MERAAPSRRVPLQLLLLGGALLAAGVDADVLEACCADGHRMATHQK
 DCSLPYATESKECRMVQECCCHSQLEELHCATGISLANEQDRCATPHG
 DNASLEATFVKRCCHCCLLGRAAQAQQGQSCYEYSLMVGYYCGQVFRAC
 CVKSQETGDLVDVGLQETDKIIEVEEEQEDPYLNDRRCRGGGPKQQCR
 DTGDEVVCSFVGYQLLSDGVSCEDVNECITGSHSCLRGESCINTVGSF
 RCQRDSSCGTYELTEDNSCKDIDECESGIHNCLPDFICQNTLGSFRCR
 PKLQCKSGFIQDALGNCIDINECLISAPCPIGHTCINTEGSYTCQKNVPNC
 GRGYHLNEEGTRCVDVDECAPPAEPCGKGHRCVNSPGSFRCECKTGY
 YFDGISRMCVDVNECQRYPGRLCGHKCENTLGSYLCSCSVGFRLSVDG
 RSCEDINECSSSPCSQECANVYGSYQCYCRRGYQLSDVDGVTCEDIDE
 CALPTGGHICSYRCINIPGSFQCSCPSSGYRLAPNGSNCQDIDECVTGIHN
 CSINETCFNIQGGFRCLAFECPENYRRSAATRCERLPCHENRECSKPLR
 ITYYHLSFPTNIQAPAVVFRMGPSAVPGDSMQLAITGGNEEGFFTRKV
 SPHSGVVALTKPVPEPRDLLLTVKMDLSRHGTVSSFVAKLFIIVSAEL

Host: Mouse

Reactivity: Human

Quality Control Testing: Antibody reactive against mammalian transfected lysate.

Storage Buffer: No additive

Storage Instruction: Store at -20°C or lower. Aliquot to avoid repeated freezing and thawing.

Note: For IHC and IF applications, antibody purification with Protein A will be needed prior to use.

MSDS: [Download](#)

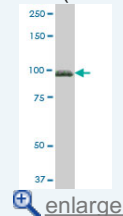
Datasheet: [Download](#)

Applications

Western Blot (Tissue lysate)

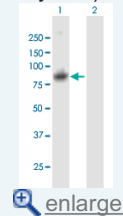
Application Image

Western Blot (Tissue lysate)

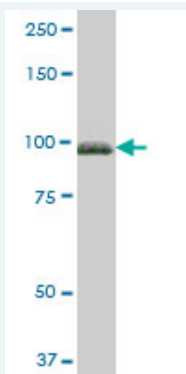


[enlarge](#)

Western Blot (Transfected lysate)




[enlarge](#)



FBLN1 MaxPab polyclonal antibody. Western Blot analysis of FBLN1 expression in human liver.

 [Protocol Download](#)

Western Blot (Transfected lysate)



Western Blot analysis of FBLN1 expression in transfected 293T cell line ([H00002192-T01](#)) by FBLN1 MaxPab polyclonal antibody.

Lane 1: FBLN1 transfected lysate(75.13 KDa).

Lane 2: Non-transfected lysate.

 [Protocol Download](#)

Gene Information

Entrez GeneID: [2192](#)

GeneBank Accession#: [BC022497.1](#)

Protein Accession#: [AAH22497.1](#)

Gene Name: FBLN1

Gene Alias: FBLN

Gene Description: fibulin 1

Omim ID: [135820](#), [608180](#)

Gene Ontology: [Hyperlink](#)

Gene Summary: Fibulin 1 is a secreted glycoprotein that becomes incorporated into a fibrillar extracellular matrix. Calcium-binding is apparently required to mediate its binding to laminin and nidogen. It mediates platelet adhesion via binding fibrinogen. Four splice variants which differ in the 3' end have been identified. Each variant encodes a different isoform, but no functional distinctions have been identified among the four variants. [provided by RefSeq]

Other OTTHUMP00000028589

Designations:

Related Disease

Abortion, Habitual Heart Defects, Congenital Infertility, Female Tobacco Use Disorder

[服務條款](#) | [隱私權政策](#) | [著作及商標](#) | [網站地圖](#)

©2016 亞諾法生技股份有限公司 Abnova Corporation. 版權所有.