



# SZABO SCANDIC

Part of Europa Biosite

## Produktinformation



Forschungsprodukte & Biochemikalien



Zellkultur & Verbrauchsmaterial



Diagnostik & molekulare Diagnostik



Laborgeräte & Service

Weitere Information auf den folgenden Seiten!  
See the following pages for more information!



### Lieferung & Zahlungsart

siehe unsere [Liefer- und Versandbedingungen](#)

### Zuschläge

- Mindermengenzuschlag
- Trockeneiszuschlag
- Gefahrgutzuschlag
- Expressversand

### SZABO-SCANDIC HandelsgmbH

Quellenstraße 110, A-1100 Wien

T. +43(0)1 489 3961-0

F. +43(0)1 489 3961-7

[mail@szabo-scandic.com](mailto:mail@szabo-scandic.com)

[www.szabo-scandic.com](http://www.szabo-scandic.com)

[linkedin.com/company/szaboscandic](https://www.linkedin.com/company/szaboscandic) 

## FARSLA polyclonal antibody (A01)

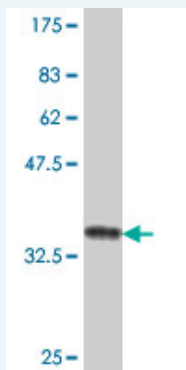
Catalog # : H00002193-A01

規格 : [ 50 uL ]

List All

### Specification

<b>Product Description:</b>	Mouse polyclonal antibody raised against a partial recombinant FARSLA.
<b>Immunogen:</b>	FARSLA (NP_004452, 101 a.a. ~ 201 a.a) partial recombinant protein with GST tag.
<b>Sequence:</b>	KVGFSKAMSNKWIRVDKSAADGPRVFRVDSMEDEVQRRLQLVRGGQ AEKLGKERSELKRKLLAEVTLKTYWVSKGSAFSTSISKQETELSPEMI SSGS
<b>Host:</b>	Mouse
<b>Reactivity:</b>	Human, Mouse, Rat
<b>Quality Control Testing:</b>	Antibody Reactive Against Recombinant Protein.



Western Blot detection against Immunogen (37.22 KDa) .

**Storage Buffer:** 50 % glycerol

**Storage Instruction:** Store at -20°C or lower. Aliquot to avoid repeated freezing and thawing.

**MSDS:** [Download](#)

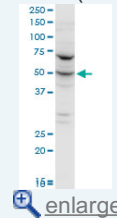
**Datasheet:** [Download](#)

### Applications

Western Blot (Cell lysate)

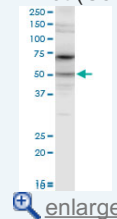
### Application Image

Western Blot (Cell lysate)



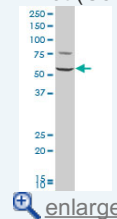
[enlarge](#)

Western Blot (Cell lysate)



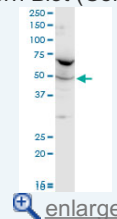
[enlarge](#)

Western Blot (Cell lysate)



[enlarge](#)

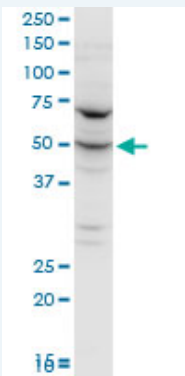
Western Blot (Cell lysate)



[enlarge](#)

Western Blot (Recombinant protein)

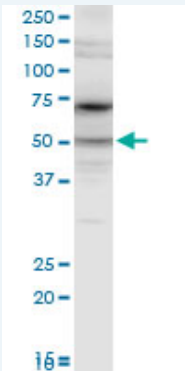
ELISA



FARSLA polyclonal antibody (A01), Lot # 060102JC01. Western Blot analysis of FARSLA expression in PC-12.

 [Protocol Download](#)

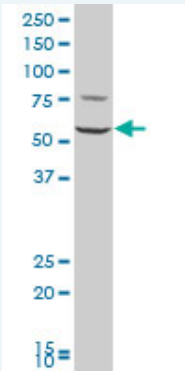
#### Western Blot (Cell lysate)




FARSLA polyclonal antibody (A01), Lot # 060102JC01. Western Blot analysis of FARSLA expression in Raw 264.7.

 [Protocol Download](#)

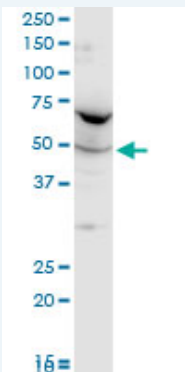
#### Western Blot (Cell lysate)




FARSLA polyclonal antibody (A01), Lot # 060102JC01 Western Blot analysis of FARSLA expression in Jurkat ( Cat # L017V1 ).

 [Protocol Download](#)

#### Western Blot (Cell lysate)



FARSLA polyclonal antibody (A01), Lot # 060102JC01. Western Blot analysis of FARSLA expression in NIH/3T3.

 [Protocol Download](#)

---

**Western Blot (Recombinant protein)**

 [Protocol Download](#)

---

**ELISA**

---

**Gene Information**

---

**Entrez GeneID:** [2193](#)

**GeneBank  
Accession#:** [NM\\_004461](#)

**Protein  
Accession#:** [NP\\_004452](#)

**Gene Name:** FARSA

**Gene Alias:** CML33,FARSL,FARSLA,FRSA,PheHA

**Gene  
Description:** phenylalanyl-tRNA synthetase, alpha subunit

**Omim ID:** [602918](#)

**Gene Ontology:** [Hyperlink](#)

**Gene Summary:** Aminoacyl-tRNA synthetases are a class of enzymes that charge tRNAs with their cognate amino acids. This gene encodes a product which is similar to the catalytic subunit of prokaryotic and *Saccharomyces cerevisiae* phenylalanyl-tRNA synthetases (PheRS). This gene product has been shown to be expressed in a tumor-selective and cell cycle stage- and differentiation-dependent manner, the first member of the tRNA synthetase gene family shown to exhibit this type of regulated expression [provided by RefSeq]

**Other  
Designations:** phenylalanine tRNA ligase 1, alpha, cytoplasmic,phenylalanine-tRNA synthetase alpha-subunit,phenylalanine-tRNA synthetase-like, alpha subunit,phenylalanyl-tRNA synthetase-like, alpha subunit

---

**Gene Pathway**

---

[Aminoacyl-tRNA biosynthesis](#)

---

[服務條款](#) | [隱私權政策](#) | [著作及商標](#) | [網站地圖](#)

©2016 亞諾法生技股份有限公司 Abnova Corporation. 版權所有.