



SZABO SCANDIC

Part of Europa Biosite

Produktinformation



Forschungsprodukte & Biochemikalien



Zellkultur & Verbrauchsmaterial



Diagnostik & molekulare Diagnostik



Laborgeräte & Service

Weitere Information auf den folgenden Seiten!
See the following pages for more information!



Lieferung & Zahlungsart

siehe unsere [Liefer- und Versandbedingungen](#)

Zuschläge

- Mindermengenzuschlag
- Trockeneiszuschlag
- Gefahrgutzuschlag
- Expressversand

SZABO-SCANDIC HandelsgmbH

Quellenstraße 110, A-1100 Wien

T. +43(0)1 489 3961-0

F. +43(0)1 489 3961-7

mail@szabo-scandic.com

www.szabo-scandic.com

[linkedin.com/company/szaboscandic](https://www.linkedin.com/company/szaboscandic) 

FASN monoclonal antibody (M02), clone 3B3-1D6

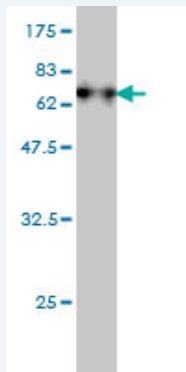
Catalog # : H00002194-M02

規格 : [100 ug]

[List All](#)

Specification

Product Description:	Mouse monoclonal antibody raised against a full length recombinant FASN.
Immunogen:	FASN (AAH07909, 1 a.a. ~ 439 a.a) full-length recombinant protein with GST tag. MW of the GST tag alone is 26 KDa.
Sequence:	MSTNDTIVSGTLPQRMASCLEVLDLFLNQPHMVLSSFVLAEKAAAYRDR DSQRDLVEAVAHILGIRDLAAVNLDSSLADLGLDSLMSVEVRQTLERELN LVLSVREVRQLTLRKLQELSSKADEASELACPTPKEDGLAQQQTQLNLR SLLVNPEGPTLMRLNSVQSSERPLFLVHPIEGSTTVFHSLASGLSIPTYGL QCTRAAPLDSIHSALAAYYIDCIRQVQPEGPYRVAGYSYGACVAFEMCSQL QAQQSPAPTHNSLFLFDGSPTYVLAYTQSYRAKLTGCEAEAEIEAICF FVQQFTDMEHNRVLEALLPLKGLEERVAAVDLIKSHQGLDRQELSF RSFYKLRRAEQYTPKAKYHGNVMLLRAKTGGAYGEDLGADYNLSQVC DGKVSVMHIEGDHRTLLEGGSGLESIIHSSLAEPVSVREG
Host:	Mouse
Reactivity:	Human
Isotype:	IgG1 Kappa
Quality Control Testing:	Antibody Reactive Against Recombinant Protein.



Western Blot detection against Immunogen (74.03 KDa) .

Storage Buffer: In 1x PBS, pH 7.4

Storage Instruction: Store at -20°C or lower. Aliquot to avoid repeated freezing and thawing.

MSDS: [Download](#)


Datasheet: [Download](#)

Publication Reference


1. Circulating fatty acid synthase: an exploratory biomarker to predict efficacy of the dual HER1/HER2 tyrosine kinase inhibitor lapatinib.
Oliveras-Ferraros C, Cufi S, Sauri-Nadal T, Del Barco S, Martin-Castillo B, Vazquez-Martin A, Menendez JA. *Breast Cancer Research* 2010, 13:401 doi: 10.1186/bcr2799

Application Image

Western Blot (Tissue lysate)

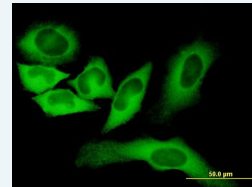


Western Blot (Transfected lysate)



Western Blot (Recombinant protein)

Immunofluorescence




ELISA

2. AMPK-sensed cellular energy state regulates the release of extracellular Fatty Acid Synthase.

Oliveras-Ferreros C, Vazquez-Martin A, Fernandez-Real JM, Menendez JA. *Biochem Biophys Res Commun.* 2009 Jan 16;378(3):488-93. Epub 2008 Nov 24.

Applications

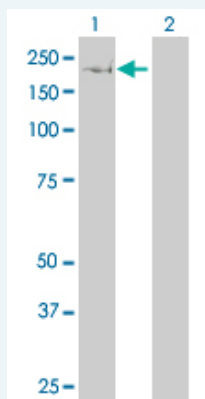
Western Blot (Tissue lysate)



FASN monoclonal antibody (M02), clone 3B3-1D6. Western Blot analysis of FASN expression in human pancreas.

 [Protocol Download](#)

Western Blot (Transfected lysate)



Western Blot analysis of FASN expression in transfected 293T cell line by FASN monoclonal antibody (M02), clone 3B3-1D6.

Lane 1: FASN transfected lysate(48.3 KDa).

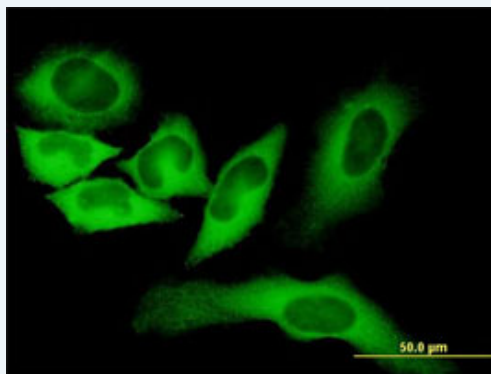
Lane 2: Non-transfected lysate.

 [Protocol Download](#)

Western Blot (Recombinant protein)

 [Protocol Download](#)

Immunofluorescence



 [enlarge this image](#)

Immunofluorescence of monoclonal antibody to FASN on HeLa cell . [antibody concentration 10 ug/ml]

 [Protocol Download](#)

ELISA

Gene Information

Entrez GeneID: [2194](#)

GeneBank
Accession#: [BC007909](#)

Protein
Accession#: [AAH07909](#)

Gene Name: FASN

Gene Alias: FAS,MGC14367,MGC15706,OA-519,SDR27X1

Gene
Description: fatty acid synthase

Omim ID: [600212](#)

Gene Ontology: [Hyperlink](#)

Gene Summary: The enzyme encoded by this gene is a multifunctional protein. Its main function is to catalyze the synthesis of palmitate from acetyl-CoA and malonyl-CoA, in the presence of NADPH, into long-chain saturated fatty acids. In some cancer cell lines, this protein has been found to be fused with estrogen receptor-alpha (ER-alpha), in which the N-terminus of FAS is fused in-frame with the C-terminus of ER-alpha. [provided by RefSeq]

Other
Designations: short chain dehydrogenase/reductase family 27X, member 1

Gene Pathway

[Fatty acid biosynthesis](#) [Insulin signaling pathway](#) [Metabolic pathways](#)

Related Disease

[Breast cancer](#) [Breast Neoplasms](#) [Cardiovascular Diseases](#) [Diabetes Mellitus, Type 2](#)
[Edema](#) [Genetic Predisposition to Disease](#) [Hypercholesterolemia](#) [Insulin Resistance](#)
[Kidney Failure, Chronic](#) [Obesity](#) [Obesity](#) [Prostatic Neoplasms](#)
[Psychiatric Status Rating Scales](#) [Schizophrenia](#) [Weight Gain](#)

[服務條款](#) | [隱私權政策](#) | [著作及商標](#) | [網站地圖](#)

©2016 亞諾法生技股份有限公司 Abnova Corporation. 版權所有.