



SZABO SCANDIC

Part of Europa Biosite

Produktinformation



Forschungsprodukte & Biochemikalien



Zellkultur & Verbrauchsmaterial



Diagnostik & molekulare Diagnostik



Laborgeräte & Service

Weitere Information auf den folgenden Seiten!
See the following pages for more information!



Lieferung & Zahlungsart

siehe unsere [Liefer- und Versandbedingungen](#)

Zuschläge

- Mindermengenzuschlag
- Trockeneiszuschlag
- Gefahrgutzuschlag
- Expressversand

SZABO-SCANDIC HandelsgmbH

Quellenstraße 110, A-1100 Wien

T. +43(0)1 489 3961-0

F. +43(0)1 489 3961-7

mail@szabo-scandic.com

www.szabo-scandic.com

[linkedin.com/company/szaboscandic](https://www.linkedin.com/company/szaboscandic)

FASN monoclonal antibody (M03), clone S1

Catalog # : H00002194-M03

規格 : [100 ug]

[List All](#)

Specification

Product Description: Mouse monoclonal antibody raised against a full length recombinant FASN.

Immunogen: FASN (AAH07909, 1 a.a. ~ 439 a.a) full-length recombinant protein with GST tag. MW of the GST tag alone is 26 KDa.


Sequence: MSTNDTIVSGTLPQRMASCLEVLDLFLNQPHMVLSSFVLAEKAAAYRDR
DSQRDLVEAVAHILGIRDLAAVNLDSSLADLGLDSLMSVEVRQTLERELN
LVLSVREVRQLTLRKLQELSSKADEASELACPTPKEDGLAQQTQLNLR
SLLVNPEGPTLMRLNSVQSSERPLFLVHPIEGSTTVFHSLASGLSIPTYGL
QCTRAAPLDSIHSALAAYYIDCIRQVQPEGPYRVAGYSYGACVAFEMCSQL
QAQQSPAPTHNSLFLFDGSPTYVLAYTQSYRAKLTGCEAEAEIEAICF
FVQQFTDMEHNRVLEALLPLKGLEERVAAAVDLIKSHQGLDRQELSF
RSFYKLRAAEQYTPKAKYHGNVMLLRAKTGGAYGEDLGADYNLSQVC
DGKVSVMHIEGDHRTLLEGGSGLESIIHSSLAEPVSVREG

Host: Mouse

Reactivity: Human

Isotype: IgG1 Kappa

Quality Control Testing: Antibody Reactive Against Recombinant Protein.



Western Blot detection against Immunogen (74.03 KDa) .

Storage Buffer: In 1x PBS, pH 7.4

Storage Instruction: Store at -20°C or lower. Aliquot to avoid repeated freezing and thawing.

MSDS: [Download](#)

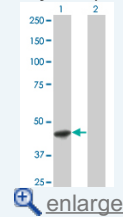
Datasheet: [Download](#)

Applications

Western Blot (Transfected lysate)

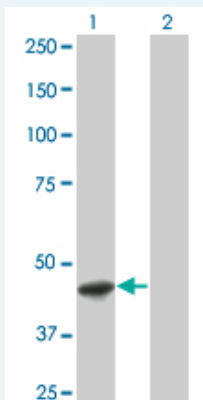
Application Image

Western Blot (Transfected lysate)



Western Blot (Recombinant protein)

ELISA




Western Blot analysis of FASN expression in transfected 293T cell line by FASN monoclonal antibody (M03), clone S1.

Lane 1: FASN transfected lysate(48.3 KDa).
Lane 2: Non-transfected lysate.

 [Protocol Download](#)

Western Blot (Recombinant protein)

 [Protocol Download](#)

ELISA

Gene Information

Entrez GeneID: [2194](#)

GeneBank [BC007909](#)
Accession#:

Protein [AAH07909](#)
Accession#:

Gene Name: FASN

Gene Alias: FAS,MGC14367,MGC15706,OA-519,SDR27X1

Gene Description: fatty acid synthase

Omim ID: [600212](#)

Gene Ontology: [Hyperlink](#)

Gene Summary: The enzyme encoded by this gene is a multifunctional protein. Its main function is to catalyze the synthesis of palmitate from acetyl-CoA and malonyl-CoA, in the presence of NADPH, into long-chain saturated fatty acids. In some cancer cell lines, this protein has been found to be fused with estrogen receptor-alpha (ER-alpha), in which the N-terminus of FAS is fused in-frame with the C-terminus of ER-alpha. [provided by RefSeq]

Other Designations: short chain dehydrogenase/reductase family 27X, member 1

Gene Pathway

[Fatty acid biosynthesis](#) [Insulin signaling pathway](#) [Metabolic pathways](#)

Related Disease

[Breast cancer](#) [Breast Neoplasms](#) [Cardiovascular Diseases](#) [Diabetes Mellitus, Type 2](#) [Edema](#) [Genetic Predisposition to Disease](#) [Hypercholesterolemia](#) [Insulin Resistance](#) [Kidney Failure, Chronic](#) [Obesity](#) [Obesity](#) [Prostatic Neoplasms](#)

[服務條款](#) | [隱私權政策](#) | [著作及商標](#) | [網站地圖](#)

©2016 亞諾法生技股份有限公司 Abnova Corporation. 版權所有.