



SZABO SCANDIC

Part of Europa Biosite

Produktinformation



Forschungsprodukte & Biochemikalien



Zellkultur & Verbrauchsmaterial



Diagnostik & molekulare Diagnostik



Laborgeräte & Service

Weitere Information auf den folgenden Seiten!
See the following pages for more information!



Lieferung & Zahlungsart

siehe unsere [Liefer- und Versandbedingungen](#)

Zuschläge

- Mindermengenzuschlag
- Trockeneiszuschlag
- Gefahrgutzuschlag
- Expressversand

SZABO-SCANDIC HandelsgmbH

Quellenstraße 110, A-1100 Wien

T. +43(0)1 489 3961-0

F. +43(0)1 489 3961-7

mail@szabo-scandic.com

www.szabo-scandic.com

[linkedin.com/company/szaboscandic](https://www.linkedin.com/company/szaboscandic) 

FBN1 monoclonal antibody (M01), clone 3H6

產品編號 # : H00002200-M01

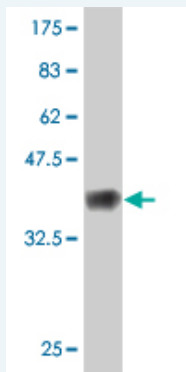
規格 : [100 ug]

[List All](#)

Specification

Product Description:	Mouse monoclonal antibody raised against a partial recombinant FBN1.
Immunogen:	FBN1 (NP_000129, 2772 a.a. ~ 2871 a.a) partial recombinant protein with GST tag. MW of the GST tag alone is 26 KDa.
Sequence:	SNKVRILELLPALTTLTNHNRYLIESGNEDGFFKINQKEGISYLHFTKKKPV AGTYSLQISSTPLYKKKELNQLLEDKYDKDYLSGELGDNLKMKIQVLLH
Host:	Mouse
Reactivity:	Human
Isotype:	IgG2a Kappa

Quality Control Testing: Antibody Reactive Against Recombinant Protein.



Western Blot detection against Immunogen (36.74 KDa) .

Storage Buffer: In 1x PBS, pH 7.4

Storage Instruction: Store at -20°C or lower. Aliquot to avoid repeated freezing and thawing.

MSDS: [Download](#)

Datasheet: [Download](#)

Applications

Western Blot (Recombinant protein)

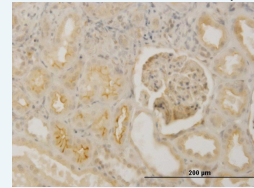
[Protocol Download](#)

Immunohistochemistry (Formalin/PFA-fixed paraffin-embedded sections)

Application Image

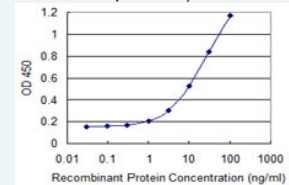
Western Blot (Recombinant protein)

Immunohistochemistry (Formalin/PFA-fixed paraffin-embedded sections)



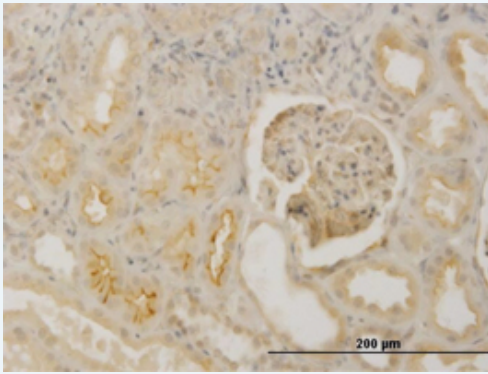
[enlarge](#)

Sandwich ELISA (Recombinant protein)



[enlarge](#)

ELISA

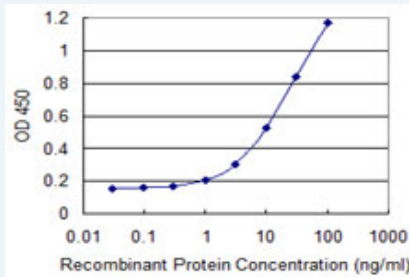


[enlarge this image](#)

Immunoperoxidase of monoclonal antibody to FBN1 on formalin-fixed paraffin-embedded human kidney. [antibody concentration 3 ug/ml]

[Protocol Download](#)

Sandwich ELISA (Recombinant protein)



Detection limit for recombinant GST tagged FBN1 is 0.3 ng/ml as a capture antibody.

[Protocol Download](#)

ELISA

Gene Information

Entrez GeneID: [2200](#)

GeneBank [NM_000138](#)
Accession#:

Protein [NP_000129](#)
Accession#:

Gene Name: FBN1

Gene Alias: FBN, MASS, MFS1, OCTD, SGS, WMS

Gene [fibrillin 1](#)
Description:

Omim ID: [129600](#), [134797](#), [154700](#), [182212](#), [604308](#), [608328](#)

Gene Ontology: [Hyperlink](#)

Gene Summary: This gene encodes a member of the fibrillin family. The encoded protein is a large, extracellular matrix glycoprotein that serve as a structural component of 10-12 nm calcium-binding microfibrils. These microfibrils provide force bearing structural support in elastic and nonelastic connective tissue throughout the body. Mutations in this gene are associated with Marfan syndrome, isolated ectopia lentis, autosomal dominant Weill-Marchesani syndrome, MASS syndrome, and Shprintzen-Goldberg craniosynostosis syndrome. [provided by RefSeq]

Other [fibrillin 15](#)
Designations:

Related Disease

[Aneurysm, Dissecting](#) [Aortic Aneurysm](#) [Aortic Aneurysm, Abdominal](#)
[Aortic Aneurysm, Thoracic](#) [Aortic Rupture](#) [Aortic Valve Insufficiency](#) [Aortic Valve Stenosis](#)
[Bipolar Disorder](#) [Cardiovascular Diseases](#) [Connective Tissue Diseases](#)
[Coronary Artery Disease](#) [Diabetes Mellitus, Type 2](#) [Dilatation, Pathologic](#) [Ectopia Lentis](#)
[Edema](#) [Exfoliation Syndrome](#) [Genetic Predisposition to Disease](#) [Glaucoma](#)
[Glaucoma, Open-Angle](#)

[... see more](#)

[服務條款](#) | [隱私權政策](#) | [著作及商標](#) | [網站地圖](#)

©2016 亞諾法生技股份有限公司 Abnova Corporation. 版權所有.