



# SZABO SCANDIC

Part of Europa Biosite

## Produktinformation



Forschungsprodukte & Biochemikalien



Zellkultur & Verbrauchsmaterial



Diagnostik & molekulare Diagnostik



Laborgeräte & Service

Weitere Information auf den folgenden Seiten!  
See the following pages for more information!



### Lieferung & Zahlungsart

siehe unsere [Liefer- und Versandbedingungen](#)

### Zuschläge

- Mindermengenzuschlag
- Trockeneiszuschlag
- Gefahrgutzuschlag
- Expressversand

### SZABO-SCANDIC HandelsgmbH

Quellenstraße 110, A-1100 Wien

T. +43(0)1 489 3961-0

F. +43(0)1 489 3961-7

[mail@szabo-scandic.com](mailto:mail@szabo-scandic.com)

[www.szabo-scandic.com](http://www.szabo-scandic.com)

[linkedin.com/company/szaboscandic](https://www.linkedin.com/company/szaboscandic) 

## FBP1 purified MaxPab mouse polyclonal antibody (B01P) MaxPab®

Catalog # : H00002203-B01P

規格 : [ 50 ug ]

List All

### Specification

**Product Description:** Mouse polyclonal antibody raised against a full-length human FBP1 protein.

**Immunogen:** FBP1 (NP\_000498.2, 1 a.a. ~ 338 a.a) full-length human protein.

**Sequence:**  
 MADQAPFDTDVNTLRFVMEGRKARGTGELTQLLNSLCTAVKAISAV  
 RKAGIAHLYGIAGSTNVTGDQVKKLDVLSNDLVMNMLKSSFATCVLVSEE  
 DKHAIIVEPEKRGKYVVCDFPLDGSSNIDCLVSVGTIFGIYRKKSTDEPSEK  
 DALQPGRNLVAAGYALYGSATMLVLAMDCGVNCFMLDPAIGEFILVDKD  
 VKIKKKGKIYSLNEGWARDFPAVTEYIQRKKFPPDNSAPYGARYVGSVMV  
 ADVHRTL VYGGIFLYPANKKSPNGKLRLLYECNPMAYVMEKAGGMATTG  
 KEAVLDVIPTDIHQRAPVILGSPDDVLEFLKVYEKHSQAQ

**Host:** Mouse

**Reactivity:** Human

**Quality Control Testing:** Antibody reactive against mammalian transfected lysate.

**Storage Buffer:** In 1x PBS, pH 7.4

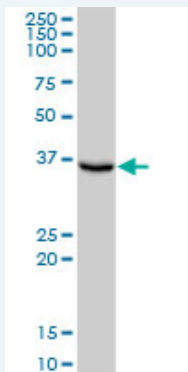
**Storage Instruction:** Store at -20°C or lower. Aliquot to avoid repeated freezing and thawing.

**MSDS:**  [Download](#)

**Datasheet:**  [Download](#)

### Applications

#### Western Blot (Tissue lysate)



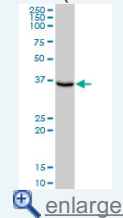
FBP1 MaxPab polyclonal antibody. Western Blot analysis of FBP1 expression in human liver.

 [Protocol Download](#)

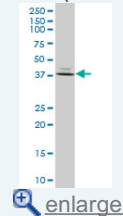
#### Western Blot (Tissue lysate)

### Application Image

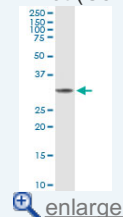
#### Western Blot (Tissue lysate)



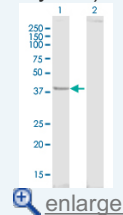
#### Western Blot (Tissue lysate)

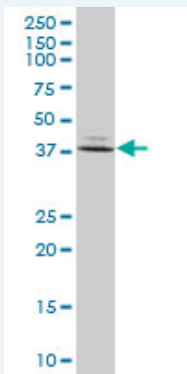


#### Western Blot (Cell lysate)



#### Western Blot (Transfected lysate)

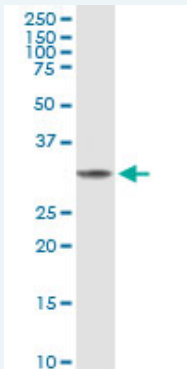




FBP1 MaxPab polyclonal antibody. Western Blot analysis of FBP1 expression in human stomach.

 [Protocol Download](#)

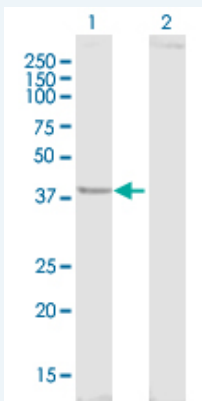
#### Western Blot (Cell lysate)



FBP1 MaxPab polyclonal antibody. Western Blot analysis of FBP1 expression in MCF-7.

 [Protocol Download](#)

#### Western Blot (Transfected lysate)



Western Blot analysis of FBP1 expression in transfected 293T cell line ([H00002203-T01](#)) by FBP1 MaxPab polyclonal antibody.

Lane 1: FBP1 transfected lysate(37.18 KDa).

Lane 2: Non-transfected lysate.

 [Protocol Download](#)

#### Gene Information

Entrez GeneID: [2203](#)

GeneBank [NM\\_000507](#)  
Accession#:

Protein [NP\\_000498.2](#)  
Accession#:

Gene Name: FBP1

**Gene Alias:** FBP

**Gene Description:** fructose-1,6-bisphosphatase 1

**Omim ID:** [229700](#), [611570](#)

**Gene Ontology:** [Hyperlink](#)

**Gene Summary:** Fructose-1,6-bisphosphatase 1, a gluconeogenesis regulatory enzyme, catalyzes the hydrolysis of fructose 1,6-bisphosphate to fructose 6-phosphate and inorganic phosphate. Fructose-1,6-diphosphatase deficiency is associated with hypoglycemia and metabolic acidosis. [provided by RefSeq]

**Other Designations:** OTTHUMP00000021694,fructose-bisphosphatase 1,growth-inhibiting protein 17

### Gene Pathway

[Biosynthesis of phenylpropanoids](#) [Carbon fixation in photosynthetic organisms](#)  
[Fructose and mannose metabolism](#) [Glycolysis / Gluconeogenesis](#) [Insulin signaling pathway](#)  
[Metabolic pathways](#) [Pentose phosphate pathway](#)

### Related Disease

[Cleft Lip](#) [Cleft Palate](#) [Genetic Predisposition to Disease](#) [Schizophrenia](#) [Schizophrenia](#)  
[Tooth Abnormalities](#)

[服務條款](#) | [隱私權政策](#) | [著作及商標](#) | [網站地圖](#)

©2016 亞諾法生技股份有限公司 Abnova Corporation. 版權所有.