



SZABO SCANDIC

Part of Europa Biosite

Produktinformation



Forschungsprodukte & Biochemikalien



Zellkultur & Verbrauchsmaterial



Diagnostik & molekulare Diagnostik



Laborgeräte & Service

Weitere Information auf den folgenden Seiten!
See the following pages for more information!



Lieferung & Zahlungsart

siehe unsere [Liefer- und Versandbedingungen](#)

Zuschläge

- Mindermengenzuschlag
- Trockeneiszuschlag
- Gefahrgutzuschlag
- Expressversand

SZABO-SCANDIC HandelsgmbH

Quellenstraße 110, A-1100 Wien

T. +43(0)1 489 3961-0

F. +43(0)1 489 3961-7

mail@szabo-scandic.com

www.szabo-scandic.com

[linkedin.com/company/szaboscandic](https://www.linkedin.com/company/szaboscandic) 

FBP1 purified MaxPab rabbit polyclonal antibody (D01P) MaxPab®

Catalog # : H00002203-D01P

規格 : [100 ug]

[List All](#)

Specification

Product Description: Rabbit polyclonal antibody raised against a full-length human FBP1 protein.

Immunogen: FBP1 (NP_000498.2, 1 a.a. ~ 338 a.a) full-length human protein.

Sequence:
 MADQAPFDTDVNTLRFVMEEGRKARGTGELTQLLNSLCTAVKAISAV
 RKAGIAHLYGIAGSTNVTGDQVKKLDVLSNDLVMNMLKSSFATCVLVSEE
 DKHAIIVEPEKRGKYVVCDFPLDGSSNIDCLVSVGTFIGIYRKKSTDEPSEK
 DALQPGRNLVAAGYALYGSATMLVLAMDCGVNCFMLDPAIGEFILVDKD
 VKIKKKGKIYSLNEGYARDFDPAVTEYIQRKKFPPDNSAPYGARYVGSVMV
 ADVHRTL VYGGIFLYPANKKSPNGKLRLLYECNPMAYVMEKAGGMATTG
 KEAVLDVIPTDIHQRPVILGSPDDVLEFLKVYEKHSQAQ

Host: Rabbit

Reactivity: Human, Mouse

Quality Control Testing: Antibody reactive against mammalian transfected lysate.

Storage Buffer: In 1x PBS, pH 7.4

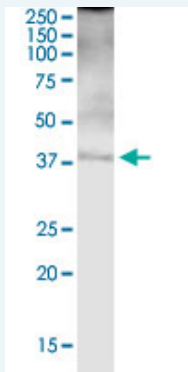
Storage Instruction: Store at -20°C or lower. Aliquot to avoid repeated freezing and thawing.

MSDS:  [Download](#)

Datasheet:  [Download](#)

Applications

Western Blot (Tissue lysate)



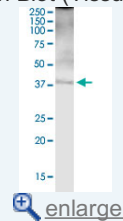
FBP1 MaxPab rabbit polyclonal antibody. Western Blot analysis of FBP1 expression in human liver.

 [Protocol Download](#)

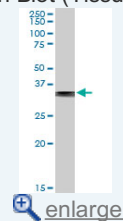
Western Blot (Tissue lysate)

Application Image

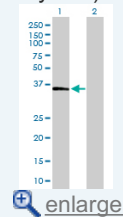
Western Blot (Tissue lysate)

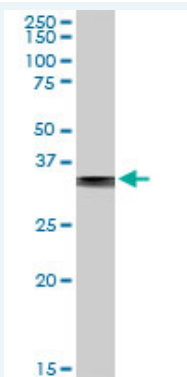


Western Blot (Tissue lysate)



Western Blot (Transfected lysate)

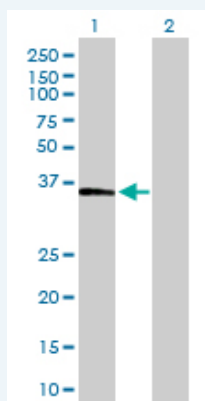




FBP1 MaxPab rabbit polyclonal antibody. Western Blot analysis of FBP1 expression in mouse liver.

 [Protocol Download](#)

Western Blot (Transfected lysate)



Western Blot analysis of FBP1 expression in transfected 293T cell line ([H00002203-T02](#)) by FBP1 MaxPab polyclonal antibody.

Lane 1: FBP1 transfected lysate(36.80 kDa).

Lane 2: Non-transfected lysate.

 [Protocol Download](#)

Gene Information

Entrez GeneID: [2203](#)

GeneBank [NM_000507](#)

Accession#:

Protein [NP_000498.2](#)

Accession#:

Gene Name: FBP1

Gene Alias: FBP

Gene fructose-1,6-bisphosphatase 1

Description:

Omim ID: [229700](#), [611570](#)

Gene Ontology: [Hyperlink](#)

Gene Summary: Fructose-1,6-bisphosphatase 1, a gluconeogenesis regulatory enzyme, catalyzes the hydrolysis of fructose 1,6-bisphosphate to fructose 6-phosphate and inorganic phosphate. Fructose-1,6-diphosphatase deficiency is associated with hypoglycemia and metabolic acidosis. [provided by RefSeq]

Other OTTHUMP00000021694,fructose-bisphosphatase 1,growth-inhibiting

Designations: protein 17

Gene Pathway

[Biosynthesis of phenylpropanoids](#) [Carbon fixation in photosynthetic organisms](#)
[Fructose and mannose metabolism](#) [Glycolysis / Gluconeogenesis](#) [Insulin signaling pathway](#)
[Metabolic pathways](#) [Pentose phosphate pathway](#)

Related Disease

[Cleft Lip](#) [Cleft Palate](#) [Genetic Predisposition to Disease](#) [Schizophrenia](#) [Schizophrenia](#)
[Tooth Abnormalities](#)

[服務條款](#) | [隱私權政策](#) | [著作及商標](#) | [網站地圖](#)

©2016 亞諾法生技股份有限公司 Abnova Corporation. 版權所有.