



SZABO SCANDIC

Part of Europa Biosite

Produktinformation



Forschungsprodukte & Biochemikalien



Zellkultur & Verbrauchsmaterial



Diagnostik & molekulare Diagnostik



Laborgeräte & Service

Weitere Information auf den folgenden Seiten!
See the following pages for more information!



Lieferung & Zahlungsart

siehe unsere [Liefer- und Versandbedingungen](#)

Zuschläge

- Mindermengenzuschlag
- Trockeneiszuschlag
- Gefahrgutzuschlag
- Expressversand

SZABO-SCANDIC HandelsgmbH

Quellenstraße 110, A-1100 Wien

T. +43(0)1 489 3961-0

F. +43(0)1 489 3961-7

mail@szabo-scandic.com

www.szabo-scandic.com

[linkedin.com/company/szaboscandic](https://www.linkedin.com/company/szaboscandic) 

FCER2 monoclonal antibody (M14), clone 2A7

Catalog # : H00002208-M14

規格 : [100 ug]

[List All](#)

Specification

Product Description: Mouse monoclonal antibody raised against a full-length recombinant FCER2.

Immunogen: FCER2 (AAH14108, 1 a.a. ~ 321 a.a) full-length recombinant protein with GST tag. MW of the GST tag alone is 26 KDa.

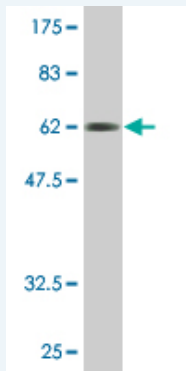
Sequence:
 MEEGQYSEIEELPRRRCRRGTQIVLLGLVTAALWAGLLTLLLLWHWDT
 TQGLKQLEERAARNVSQVSKNLESHHGDMQAQKSQSTQISQEEELRA
 EQQLKSQLDLELSWNLNGLQADLSSFKSQELNERNEASDLLERLREEVT
 KLRMELQVSSGFVNCNTCPEKWINFQRKCYFYGKGTQKQVHARYACDD
 MEGQLVSIHSPEEQDFLTKHASHTGSWIGLRNLDLKGFIWVDGSHVDY
 SNWAPGEPTSRSQGEDCVMMRGSGRWNAFCDRKLGAWVCDRLATC
 TPPASEGSAESMGPDSPDPDGLRLPTPSAPLHS

Host: Mouse

Reactivity: Human

Isotype: IgG2a Kappa

Quality Control Testing: Antibody Reactive Against Recombinant Protein.



Western Blot detection against Immunogen (61.05 KDa) .

Storage Buffer: In 1x PBS, pH 7.4

Storage Instruction: Store at -20°C or lower. Aliquot to avoid repeated freezing and thawing.

MSDS: [Download](#)

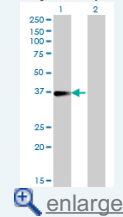
Datasheet: [Download](#)

Applications

Western Blot (Transfected lysate)

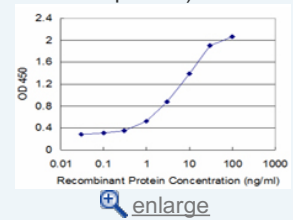
Application Image

Western Blot (Transfected lysate)

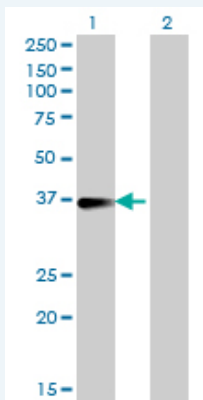


Western Blot (Recombinant protein)

Sandwich ELISA (Recombinant protein)



ELISA



Western Blot analysis of FCER2 expression in transfected 293T cell line by FCER2 monoclonal antibody (M14), clone 2A7.

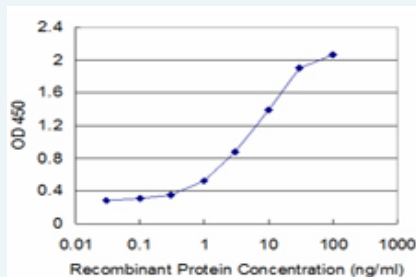
Lane 1: FCER2 transfected lysate(36.5 KDa).
Lane 2: Non-transfected lysate.

[Protocol Download](#)

Western Blot (Recombinant protein)

[Protocol Download](#)

Sandwich ELISA (Recombinant protein)



Detection limit for recombinant GST tagged FCER2 is approximately 0.1ng/ml as a capture antibody.

[Protocol Download](#)

ELISA

Gene Information

Entrez GeneID: [2208](#)

GeneBank [BC014108](#)
Accession#:

Protein [AAH14108](#)
Accession#:

Gene Name: FCER2

Gene Alias: CD23,CD23A,CLEC4J,FCE2,IGEBF

Gene Description: Fc fragment of IgE, low affinity II, receptor for (CD23)

Omim ID: [151445](#)

Gene Ontology: [Hyperlink](#)

Gene Summary: The human leukocyte differentiation antigen CD23 (FCE2) is a key molecule for B-cell activation and growth. It is the low-affinity receptor for IgE. The truncated molecule can be secreted, then functioning as a potent mitogenic growth factor.[supplied by OMIM

Other C-type lectin domain family 4, member J, CD23 antigen, Fc fragment of
Designations: IgE, low affinity II, receptor for (CD23A)

Gene Pathway

[Hematopoietic cell lineage](#)

Related Disease

[Asthma](#) [Asthma](#) [Birth Weight](#) [Bronchiolitis, Viral](#) [Genetic Predisposition to Disease](#)
[Glioblastoma](#) [Glioma](#) [Infant, Premature, Diseases](#) [Leukemia](#) [Leukemia, Myeloid, Acute](#)
[Lung Neoplasms](#) [Lymphoma, Non-Hodgkin](#) [Meningeal Neoplasms](#) [Meningioma](#)
[Parkinson Disease](#) [Parkinson disease](#) [Recurrence](#) [Respiratory Syncytial Virus Infections](#)
[Severe Acute Respiratory Syndrome](#)

[服務條款](#) | [隱私權政策](#) | [著作及商標](#) | [網站地圖](#)

©2016 亞諾法生技股份有限公司 Abnova Corporation. 版權所有.