



SZABO SCANDIC

Part of Europa Biosite

Produktinformation



Forschungsprodukte & Biochemikalien



Zellkultur & Verbrauchsmaterial



Diagnostik & molekulare Diagnostik



Laborgeräte & Service

Weitere Information auf den folgenden Seiten!
See the following pages for more information!



Lieferung & Zahlungsart

siehe unsere [Liefer- und Versandbedingungen](#)

Zuschläge

- Mindermengenzuschlag
- Trockeneiszuschlag
- Gefahrgutzuschlag
- Expressversand

SZABO-SCANDIC HandelsgmbH

Quellenstraße 110, A-1100 Wien

T. +43(0)1 489 3961-0

F. +43(0)1 489 3961-7

mail@szabo-scandic.com

www.szabo-scandic.com

[linkedin.com/company/szaboscandic](https://www.linkedin.com/company/szaboscandic) 

FCGR1A purified MaxPab mouse polyclonal antibody (B01P) MaxPab®

Catalog # : H00002209-B01P

規格 : [50 ug]

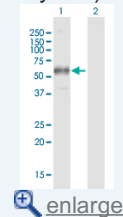
[List All](#)

Specification

Product Description:	Mouse polyclonal antibody raised against a full-length human FCGR1A protein.
Immunogen:	FCGR1A (NP_000557.1, 1 a.a. ~ 374 a.a) full-length human protein.
Sequence:	MWFLTLLLVWPVDGQVDTTKAVITLQPPWVSVFQEETVTLHCEVLHLP GSSSTQWFLNGTATQTSTPSYRITSASVNDSGEYRCQRGLSGRSDPIQ LEIHRGWLLLQVSSRVFTEGEPLALRCHAWKDKLVYNVLYYRNGKAFKF FHWNSNLTKTNISHNGTYHCSGMGKHRYTSAGISVTVKELFPAPVLNAS VTSPLLLEGNLVTLSCETKLLLQRPGLQLYFSFYMGSKTLRGRNTSSEYQI LTARREDSGLYWCEAATEDGNVLKRPELELQVLGLQLPTPVWFHVLV YLAVGIMFLVNTVLWVTIRKELKRKKKWDLEISLDSGHEKKVISSLQEDRH LEELKCQEQKEEQLQEGVHRKEPQGAT
Host:	Mouse
Reactivity:	Human
Quality Control Testing:	Antibody reactive against mammalian transfected lysate.
Storage Buffer:	In 1x PBS, pH 7.4
Storage Instruction:	Store at -20°C or lower. Aliquot to avoid repeated freezing and thawing.
MSDS:	Download
Datasheet:	Download

Application Image

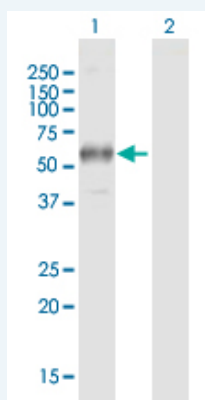
Western Blot (Transfected lysate)



[enlarge](#)

Applications

Western Blot (Transfected lysate)



Western Blot analysis of FCGR1A expression in transfected 293T cell line ([H00002209-T01](#)) by FCGR1A MaxPab polyclonal antibody.

Lane 1: FCGR1A transfected lysate(42.60 kDa).

Lane 2: Non-transfected lysate.

[Protocol Download](#)

Gene Information

Entrez GeneID: [2209](#)

GeneBank [NM_000566.2](#)
Accession#:

Protein [NP_000557.1](#)
Accession#:

Gene Name: FCGR1A

Gene Alias: CD64,CD64A,FCRI,FLJ18345,IGFR1

Gene Description: Fc fragment of IgG, high affinity Ia, receptor (CD64)

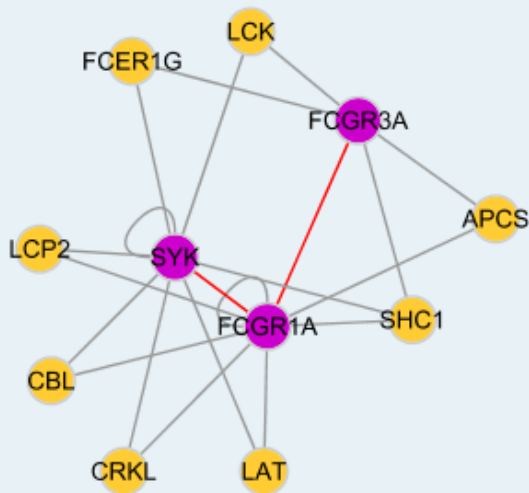
Omim ID: [146760](#)

Gene Ontology: [Hyperlink](#)

Gene Summary: This gene encodes a protein that plays an important role in the immune response. This protein is a high-affinity Fc-gamma receptor. The gene is one of three related gene family members located on chromosome 1. [provided by RefSeq]

Other Designations: Fc fragment of IgG, high affinity Ia, receptor for (CD64),Fc gamma receptor,Fc-gamma RI,Fc-gamma receptor IA1,IgG Fc receptor I,OTTHUMP00000013913

Interactome



Gene Pathway

[Fc gamma R-mediated phagocytosis Hematopoietic cell lineage](#)
[Systemic lupus erythematosus](#)

Related Disease

[Asthma](#) [Asthma Chronic Disease](#) [Colorectal Neoplasms](#) [Disease Progression](#)
[Genetic Predisposition to Disease](#) [Hypersensitivity](#) [Immediate Periodontitis](#)
[Rhinitis](#) [Allergic](#) [Perennial Rhinitis](#) [Allergic](#) [Seasonal](#)

