



SZABO SCANDIC

Part of Europa Biosite

Produktinformation



Forschungsprodukte & Biochemikalien



Zellkultur & Verbrauchsmaterial



Diagnostik & molekulare Diagnostik



Laborgeräte & Service

Weitere Information auf den folgenden Seiten!
See the following pages for more information!



Lieferung & Zahlungsart

siehe unsere [Liefer- und Versandbedingungen](#)

Zuschläge

- Mindermengenzuschlag
- Trockeneiszuschlag
- Gefahrgutzuschlag
- Expressversand

SZABO-SCANDIC HandelsgmbH

Quellenstraße 110, A-1100 Wien

T. +43(0)1 489 3961-0

F. +43(0)1 489 3961-7

mail@szabo-scandic.com

www.szabo-scandic.com

[linkedin.com/company/szaboscandic](https://www.linkedin.com/company/szaboscandic) 

FCGR1A monoclonal antibody (M01), clone 1D3

Catalog # : H00002209-M01

規格 : [100 ug]

[List All](#)

Specification

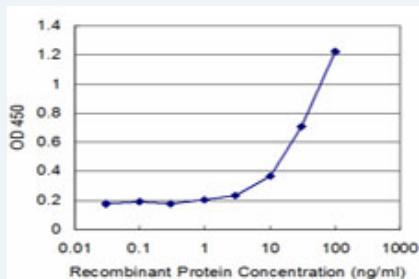
Product Description:	Mouse monoclonal antibody raised against a partial recombinant FCGR1A.
Immunogen:	FCGR1A (NP_000557, 16 a.a. ~ 115 a.a) partial recombinant protein with GST tag. MW of the GST tag alone is 26 KDa.
Sequence:	QVDTTKAVITLQPPWVSVFQEETVTLHCEVLHLPSSSTQWFLNGTATQTSTPSYRITSASVNDSGEYRCQRGLSGRSDPIQLEIHRGWLLLQVSSRVFT
Host:	Mouse
Reactivity:	Human
Isotype:	IgG2a Kappa
Quality Control Testing:	Antibody Reactive Against Recombinant Protein.
Storage Buffer:	In 1x PBS, pH 7.4
Storage Instruction:	Store at -20°C or lower. Aliquot to avoid repeated freezing and thawing.
MSDS:	Download
Datasheet:	Download

Publication Reference

1. [Selective Antibody Intervention of Toll-like Receptor 4 Activation through Fc \$\gamma\$ Receptor Tethering.](#)
Shang L, Daubeuf B, Triantafilou M, Olden R, Depis F, Raby AC, Herren S, Dos Santos A, Malinge P, Dunn-Siegrist I, Benmkaddem S, Geinoz A, Magistrelli G, Rousseau F, Buatois V, Salgado-Pires S, Reith W, Monteiro R, Pugin J, Leger O, Ferlin W, Kosco-Vilbois M, Triantafilou K, Elson GJ Biol Chem. 2014 May 30;289(22):15309-15318. Epub 2014 Apr 15.

Applications

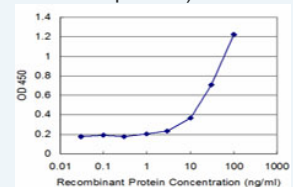
Sandwich ELISA (Recombinant protein)



Detection limit for recombinant GST tagged FCGR1A is approximately 1ng/ml as a capture antibody.

Application Image

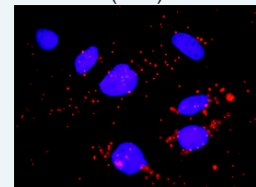
Sandwich ELISA (Recombinant protein)



[enlarge](#)

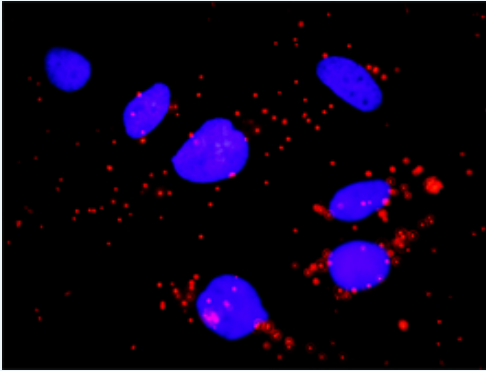
ELISA

In situ Proximity Ligation Assay (Cell)



[enlarge](#)

ELISA

In situ Proximity Ligation Assay (Cell)

Proximity Ligation Analysis of protein-protein interactions between FCGR3A and FCGR1A. HeLa cells were stained with anti-FCGR3A rabbit purified polyclonal 1:1200 and anti-FCGR1A mouse monoclonal antibody 1:50. Each red dot represents the detection of protein-protein interaction complex, and nuclei were counterstained with DAPI (blue).

Gene Information

Entrez GeneID: [2209](#)

GeneBank Accession#: [NM_000566](#)

Protein Accession#: [NP_000557](#)

Gene Name: FCGR1A

Gene Alias: CD64,CD64A,FCRI,FLJ18345,IGFR1

Gene Description: Fc fragment of IgG, high affinity Ia, receptor (CD64)

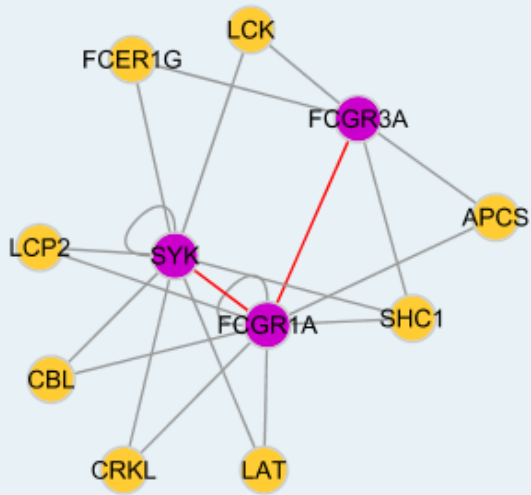
Omim ID: [146760](#)

Gene Ontology: [Hyperlink](#)

Gene Summary: This gene encodes a protein that plays an important role in the immune response. This protein is a high-affinity Fc-gamma receptor. The gene is one of three related gene family members located on chromosome 1. [provided by RefSeq]

Other Designations: Fc fragment of IgG, high affinity Ia, receptor for (CD64),Fc gamma receptor,Fc-gamma RI,Fc-gamma receptor IA1,IgG Fc receptor I,OTTHUMP00000013913

Interactome



Gene Pathway

[Fc gamma R-mediated phagocytosis](#) [Hematopoietic cell lineage](#)
[Systemic lupus erythematosus](#)

Related Disease

[Asthma](#) [Asthma](#) [Chronic Disease](#) [Colorectal Neoplasms](#) [Disease Progression](#)
[Genetic Predisposition to Disease](#) [Hypersensitivity, Immediate](#) [Periodontitis](#)
[Rhinitis, Allergic, Perennial](#) [Rhinitis, Allergic, Seasonal](#)

[服務條款](#) | [隱私權政策](#) | [著作及商標](#) | [網站地圖](#)

©2016 亞諾法生技股份有限公司 Abnova Corporation. 版權所有.