



SZABO SCANDIC

Part of Europa Biosite

Produktinformation



Forschungsprodukte & Biochemikalien



Zellkultur & Verbrauchsmaterial



Diagnostik & molekulare Diagnostik



Laborgeräte & Service

Weitere Information auf den folgenden Seiten!
See the following pages for more information!



Lieferung & Zahlungsart

siehe unsere [Liefer- und Versandbedingungen](#)

Zuschläge

- Mindermengenzuschlag
- Trockeneiszuschlag
- Gefahrgutzuschlag
- Expressversand

SZABO-SCANDIC HandelsgmbH

Quellenstraße 110, A-1100 Wien

T. +43(0)1 489 3961-0

F. +43(0)1 489 3961-7

mail@szabo-scandic.com

www.szabo-scandic.com

[linkedin.com/company/szaboscandic](https://www.linkedin.com/company/szaboscandic) 

FCGR2A purified MaxPab mouse polyclonal antibody (B01P) MaxPab®

Catalog # : H00002212-B01P

規格 : [50 ug]

[List All](#)

Specification

Product Description: Mouse polyclonal antibody raised against a full-length human FCGR2A protein.

Immunogen: FCGR2A (AAH20823.1, 1 a.a. ~ 316 a.a) full-length human protein.

Sequence:
 MTMETQMSQNVCPRNLLWLLQPLTVLLLLASADSQAAPPKAVLKLEPPWI
 NVLQEDSVTLTCQGARSPESDSIQWFHNGNLIPTHTQPSYRFKANNND
 GEYTCQTGQTSLSDPVHLTVLSEWLVLQTPHLEFQEGETIMLRCHSWK
 DKPLVKVTFQNGKSQKFSHLDPTFSIPQANHSHSGDYHCTGNIGYTLFS
 SKPVTITVQVPSMGSSSPMGVAVVIATAVAIVAIVVALIYCRKKRISANS
 TDPVKAQFEPGRQMIARKRQLEETNNDYETADGGYMTLNPRAPTDD
 DKNIYLLTLPNDHVNSNN

Host: Mouse

Reactivity: Human

Quality Control Testing: Antibody reactive against mammalian transfected lysate.

Storage Buffer: In 1x PBS, pH 7.4

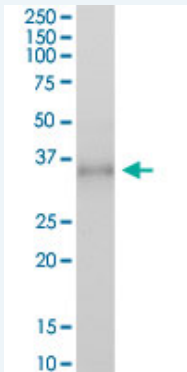
Storage Instruction: Store at -20°C or lower. Aliquot to avoid repeated freezing and thawing.

MSDS:  [Download](#)

Datasheet:  [Download](#)

Applications

Western Blot (Tissue lysate)




FCGR2A MaxPab polyclonal antibody. Western Blot analysis of FCGR2A expression in human placenta.

 [Protocol Download](#)

Western Blot (Transfected lysate)

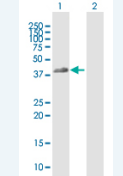
Application Image

Western Blot (Tissue lysate)

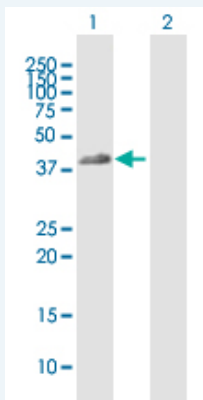


 [enlarge](#)

Western Blot (Transfected lysate)



 [enlarge](#)



Western Blot analysis of FCGR2A expression in transfected 293T cell line ([H00002212-T01](#)) by FCGR2A MaxPab polyclonal antibody.

Lane 1: FCGR2A transfected lysate(34.90 KDa).
Lane 2: Non-transfected lysate.

 [Protocol Download](#)

Gene Information

Entrez GeneID: [2212](#)

GeneBank [BC020823.1](#)

Accession#:

Protein [AAH20823.1](#)

Accession#:

Gene Name: FCGR2A

Gene Alias: CD32,CD32A,CDw32,FCG2,FCGR2,FCGR2A1,FcGR,IGFR2,MGC23887,MGC30032

Gene Description: Fc fragment of IgG, low affinity IIa, receptor (CD32)

Omim ID: [146790](#)

Gene Ontology: [Hyperlink](#)

Gene Summary: This gene encodes one member of a family of immunoglobulin Fc receptor genes found on the surface of many immune response cells. The protein encoded by this gene is a cell surface receptor found on phagocytic cells such as macrophages and neutrophils, and is involved in the process of phagocytosis and clearing of immune complexes. Alternative splicing results in multiple transcript variants. [provided by RefSeq]

Other Designations: Fc fragment of IgG, low affinity IIa, receptor,Fc fragment of IgG, low affinity IIa, receptor for (CD32),Immunoglobulin G Fc receptor II,OTTHUMP00000032377

Gene Pathway

[Fc gamma R-mediated phagocytosis](#) [Systemic lupus erythematosus](#)

Related Disease

[Acute Disease](#) [Addison Disease](#) [Adenocarcinoma](#) [Aggressive Periodontitis](#) [Agranulocytosis](#) [AIDS-Related Opportunistic Infections](#) [Albuminuria](#) [Alveolar Bone Loss](#) [Anemia](#) [Anemia, Sickle Cell](#) [Anemia, sickle cell](#) [Anti-Glomerular Basement Membrane Disease](#) [Antiphospholipid Syndrome](#) [Arteriosclerosis](#) [Arthritis, Rheumatoid](#) [Asthma](#) [Asthma](#) [Atherosclerosis](#) [Atherosclerosis](#)

... see more

[服務條款](#) | [隱私權政策](#) | [著作及商標](#) | [網站地圖](#)

©2016 亞諾法生技股份有限公司 Abnova Corporation. 版權所有.