



SZABO SCANDIC

Part of Europa Biosite

Produktinformation



Forschungsprodukte & Biochemikalien



Zellkultur & Verbrauchsmaterial



Diagnostik & molekulare Diagnostik



Laborgeräte & Service

Weitere Information auf den folgenden Seiten!
See the following pages for more information!



Lieferung & Zahlungsart

siehe unsere [Liefer- und Versandbedingungen](#)

Zuschläge

- Mindermengenzuschlag
- Trockeneiszuschlag
- Gefahrgutzuschlag
- Expressversand

SZABO-SCANDIC HandelsgmbH

Quellenstraße 110, A-1100 Wien

T. +43(0)1 489 3961-0

F. +43(0)1 489 3961-7

mail@szabo-scandic.com

www.szabo-scandic.com

[linkedin.com/company/szaboscandic](https://www.linkedin.com/company/szaboscandic) 

FCGR2B purified MaxPab rabbit polyclonal antibody (D01P) MaxPab®

Catalog # : H00002213-D01P

規格 : [100 ug]

[List All](#)

Specification

Product Description: Rabbit polyclonal antibody raised against a full-length human FCGR2B protein.

Immunogen: FCGR2B (NP_003992.3, 1 a.a. ~ 310 a.a) full-length human protein.

Sequence:
 MGILSFLPVLATESDWADCKSPQPWGHMLLWTAVLFLAPVAGTPAAPP
 KAVLKLEPQWINVLQEDSVTLTCRGTHSPESDSIQWFHNGNLIPTHTQPS
 YRFKANNDSGEYTCQTGQTSLSDPVHLTVLSEWLVLTQPHLEFQEGE
 TIVLRCHSWKDKPLVKVTFQNGKSKKF SRSDPNFSIPQANHSHSGDYH
 CTGNIGYTLYSSKPVITVQAPSSSPMGIIAVVTGIAVAIVAIVVALIYCR
 KKRISALPGYPECREMGETLPEKPANPTNPDEADKVGAEINTITYSLLMHP
 DALEEPDDQNR

Host: Rabbit

Reactivity: Human

Quality Control Testing: Antibody reactive against mammalian transfected lysate.

Storage Buffer: In 1x PBS, pH 7.4

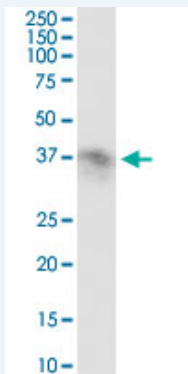
Storage Instruction: Store at -20°C or lower. Aliquot to avoid repeated freezing and thawing.

MSDS: [Download](#)

Datasheet: [Download](#)

Applications

Western Blot (Tissue lysate)




FCGR2B MaxPab rabbit polyclonal antibody. Western Blot analysis of FCGR2B expression in human placenta.

[Protocol Download](#)

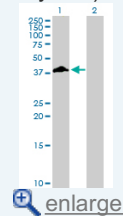
Western Blot (Transfected lysate)

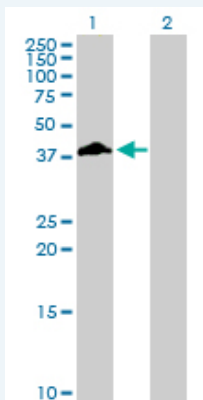
Application Image

Western Blot (Tissue lysate)



Western Blot (Transfected lysate)





Western Blot analysis of FCGR2B expression in transfected 293T cell line (H00002213-T01) by FCGR2B MaxPab polyclonal antibody.

Lane 1: FCGR2B transfected lysate(34.00 KDa).
Lane 2: Non-transfected lysate.

 Protocol Download

Gene Information

Entrez GeneID: [2213](#)

GeneBank Accession#: [NM_004001](#)

Protein Accession#: [NP_003992.3](#)

Gene Name: FCGR2B

Gene Alias: CD32,CD32B,FCG2,FCGR2,IGFR2

Gene Description: Fc fragment of IgG, low affinity IIb, receptor (CD32)

Omim ID: [152700](#), [604590](#), [611162](#)

Gene Ontology: [Hyperlink](#)

Other Designations: Fc fragment of IgG, low affinity II, receptor for (CD32),Fc fragment of IgG, low affinity IIb, receptor for (CD32),Fc gamma RIib,OTTHUMP00000032379

Gene Pathway

[B cell receptor signaling pathway](#) [Fc gamma R-mediated phagocytosis](#)
[Systemic lupus erythematosus](#)

Related Disease

[Anti-Glomerular Basement Membrane Disease](#) [Arthritis, Rheumatoid](#) [Breast cancer](#)
[Breast Neoplasms](#) [Chronic Periodontitis](#) [Disease Progression](#)
[Genetic Predisposition to Disease](#) [Glomerulonephritis](#) [Hepatitis, Autoimmune](#)
[Lichen Planus, Oral](#) [Lupus Erythematosus, Systemic](#) [Lupus Nephritis](#) [Malaria](#)
[Meningococcal Infections](#) [Pemphigoid, Bullous](#) [Periapical Periodontitis](#) [Periodontitis](#)
[Pneumococcal Infections](#) [Purpura, Thrombocytopenic, Idiopathic](#)

... see more