



# SZABO SCANDIC

Part of Europa Biosite

## Produktinformation



Forschungsprodukte & Biochemikalien



Zellkultur & Verbrauchsmaterial



Diagnostik & molekulare Diagnostik



Laborgeräte & Service

Weitere Information auf den folgenden Seiten!  
See the following pages for more information!



### Lieferung & Zahlungsart

siehe unsere [Liefer- und Versandbedingungen](#)

### Zuschläge

- Mindermengenzuschlag
- Trockeneiszuschlag
- Gefahrgutzuschlag
- Expressversand

### SZABO-SCANDIC HandelsgmbH

Quellenstraße 110, A-1100 Wien

T. +43(0)1 489 3961-0

F. +43(0)1 489 3961-7

[mail@szabo-scandic.com](mailto:mail@szabo-scandic.com)

[www.szabo-scandic.com](http://www.szabo-scandic.com)

[linkedin.com/company/szaboscandic](https://www.linkedin.com/company/szaboscandic) 

## FCGR2B monoclonal antibody (M01), clone 2E10

Catalog # : H00002213-M01

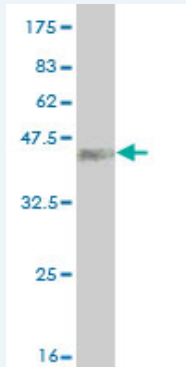
規格 : [ 100 ug ]

[List All](#)

### Specification

<b>Product Description:</b>	Mouse monoclonal antibody raised against a partial recombinant FCGR2B.
<b>Immunogen:</b>	FCGR2B (AAH31992, 45 a.a. ~ 154 a.a) partial recombinant protein with GST tag. MW of the GST tag alone is 26 KDa.
<b>Sequence:</b>	AAPPKAVLKLEPQWINVLQEDSVTLTCRGTHSPESDSIQWFHNGNLIPHTQPSYRFKANNDSGEYTCQTGQTSLSDPVHLTVLSEWLVLQTPHLEFQEGETIVRCHS
<b>Host:</b>	Mouse
<b>Reactivity:</b>	Human
<b>Isotype:</b>	IgG1 Kappa

**Quality Control Testing:** Antibody Reactive Against Recombinant Protein.



Western Blot detection against Immunogen (37.84 KDa) .

**Storage Buffer:** In 1x PBS, pH 7.4

**Storage Instruction:** Store at -20°C or lower. Aliquot to avoid repeated freezing and thawing.

**MSDS:** [Download](#)

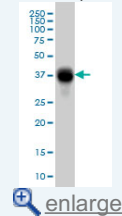
**Datasheet:** [Download](#)

### Applications

Western Blot (Cell lysate)

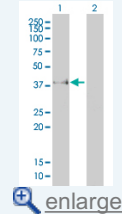
### Application Image

Western Blot (Cell lysate)



[enlarge](#)

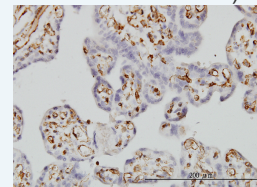
Western Blot (Transfected lysate)



[enlarge](#)

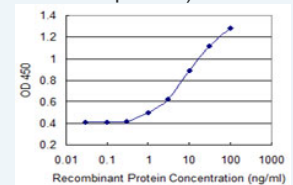
Western Blot (Recombinant protein)

Immunohistochemistry (Formalin/PFA-fixed paraffin-embedded sections)



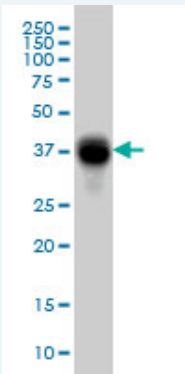
[enlarge](#)

Sandwich ELISA (Recombinant protein)



[enlarge](#)

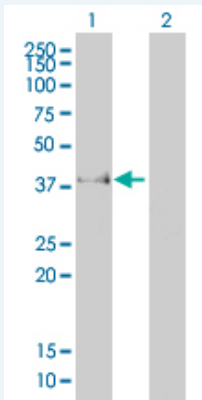
ELISA



FCGR2B monoclonal antibody (M01), clone 2E10 Western Blot analysis of FCGR2B expression in K-562 ( Cat # L009V1 ).

[Protocol Download](#)

#### Western Blot (Transfected lysate)



Western Blot analysis of FCGR2B expression in transfected 293T cell line by FCGR2B monoclonal antibody (M01), clone 2E10.

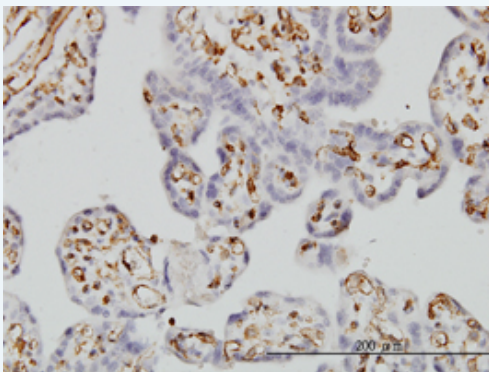
Lane 1: FCGR2B transfected lysate(34 KDa).  
Lane 2: Non-transfected lysate.

[Protocol Download](#)

#### Western Blot (Recombinant protein)

[Protocol Download](#)

#### Immunohistochemistry (Formalin/PFA-fixed paraffin-embedded sections)

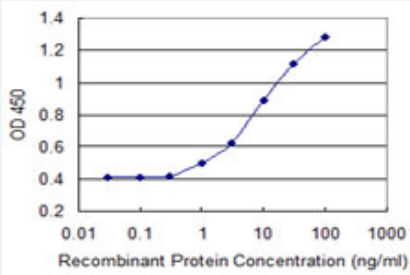


[enlarge this image](#)

Immunoperoxidase of monoclonal antibody to FCGR2B on formalin-fixed paraffin-embedded human placenta. [antibody concentration 6 ug/ml]

[Protocol Download](#)

#### Sandwich ELISA (Recombinant protein)



Detection limit for recombinant GST tagged FCGR2B is 0.3 ng/ml as a capture antibody.

 [Protocol Download](#)

## ELISA

### Gene Information

Entrez GeneID: [2213](#)

GeneBank [BC031992](#)

Accession#:

Protein [AAH31992](#)

Accession#:

Gene Name: FCGR2B

Gene Alias: CD32,CD32B,FCG2,FCGR2,IGFR2

Gene Description: Fc fragment of IgG, low affinity IIb, receptor (CD32)

Omim ID: [152700](#), [604590](#), [611162](#)

Gene Ontology: [Hyperlink](#)

Other Designations: Fc fragment of IgG, low affinity II, receptor for (CD32),Fc fragment of IgG, low affinity IIb, receptor for (CD32),Fc gamma RIIb,OTTHUMP00000032379

### Gene Pathway

[B cell receptor signaling pathway](#) [Fc gamma R-mediated phagocytosis](#)  
[Systemic lupus erythematosus](#)

### Related Disease

[Anti-Glomerular Basement Membrane Disease](#) [Arthritis, Rheumatoid](#) [Breast cancer](#)  
[Breast Neoplasms](#) [Chronic Periodontitis](#) [Disease Progression](#)  
[Genetic Predisposition to Disease](#) [Glomerulonephritis](#) [Hepatitis, Autoimmune](#)  
[Lichen Planus, Oral](#) [Lupus Erythematosus, Systemic](#) [Lupus Nephritis](#) [Malaria](#)  
[Meningococcal Infections](#) [Pemphigoid, Bullous](#) [Periapical Periodontitis](#) [Periodontitis](#)  
[Pneumococcal Infections](#) [Purpura, Thrombocytopenic, Idiopathic](#)

... see more