



SZABO SCANDIC

Part of Europa Biosite

Produktinformation



Forschungsprodukte & Biochemikalien



Zellkultur & Verbrauchsmaterial



Diagnostik & molekulare Diagnostik



Laborgeräte & Service

Weitere Information auf den folgenden Seiten!
See the following pages for more information!



Lieferung & Zahlungsart

siehe unsere [Liefer- und Versandbedingungen](#)

Zuschläge

- Mindermengenzuschlag
- Trockeneiszuschlag
- Gefahrgutzuschlag
- Expressversand

SZABO-SCANDIC HandelsgmbH

Quellenstraße 110, A-1100 Wien

T. +43(0)1 489 3961-0

F. +43(0)1 489 3961-7

mail@szabo-scandic.com

www.szabo-scandic.com

[linkedin.com/company/szaboscandic](https://www.linkedin.com/company/szaboscandic) 

FCMD polyclonal antibody (A01)

Catalog # : H00002218-A01

規格 : [50 uL]

List All

Specification

Product Description: Mouse polyclonal antibody raised against a partial recombinant FCMD.

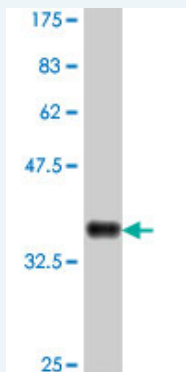
Immunogen: FCMD (NP_006722, 29 a.a. ~ 138 a.a) partial recombinant protein with GST tag.

Sequence: KHYLSTKNGAGLSKSKGSRIGFDSTQWRAVKKFIMLT SNQNVFVLIDPLI
LELINKNFEQVKNTSHGSTSQCKFFCVPRDFTAFALQYHLWKNEEGWFR
IAENMGFQCL

Host: Mouse

Reactivity: Human

Quality Control Testing: Antibody Reactive Against Recombinant Protein.



Western Blot detection against Immunogen (38.21 kDa) .

Storage Buffer: 50 % glycerol

Storage Instruction: Store at -20°C or lower. Aliquot to avoid repeated freezing and thawing.

MSDS: [Download](#)

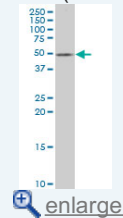
Datasheet: [Download](#)

Applications

Western Blot (Tissue lysate)

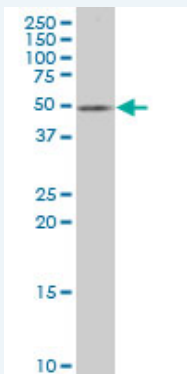
Application Image

Western Blot (Tissue lysate)



Western Blot (Recombinant protein)

ELISA



FCMD polyclonal antibody (A01), Lot # 051102JC01. Western Blot analysis of FCMD expression in human ovarian cancer.

 [Protocol Download](#)

Western Blot (Recombinant protein)

 [Protocol Download](#)

ELISA

Gene Information

Entrez GeneID: [2218](#)

GeneBank Accession#: [NM_006731](#)

Protein Accession#: [NP_006722](#)

Gene Name: FKTN

Gene Alias: CMD1X,FCMD,LGMD2M,MGC126857,MGC134944,MGC134945,MGC138243

Gene Description: fukutin

Omim ID: [236670](#), [253800](#), [607440](#)

Gene Ontology: [Hyperlink](#)

Gene Summary: The protein encoded by this gene is a putative transmembrane protein that is localized to the cis-Golgi compartment, where it may be involved in the glycosylation of alpha-dystroglycan in skeletal muscle. The encoded protein is thought to be a glycosyltransferase and could play a role in brain development. Defects in this gene are a cause of Fukuyama-type congenital muscular dystrophy (FCMD), Walker-Warburg syndrome (WWS), limb-girdle muscular dystrophy type 2M (LGMD2M), and dilated cardiomyopathy type 1X (CMD1X). Two transcript variants encoding the same protein have been found for this gene. [provided by RefSeq]

Other Designations: Fukuyama type congenital muscular dystrophy protein,OTTHUMP00000021841

Related Disease

[Cardiomyopathy, Dilated](#) [Cardiomyopathy, Hypertrophic](#) [Muscular Dystrophies](#) [Muscular Dystrophies, Limb-Girdle](#) [Muscular Dystrophy, Duchenne](#)

