



# SZABO SCANDIC

Part of Europa Biosite

## Produktinformation



Forschungsprodukte & Biochemikalien



Zellkultur & Verbrauchsmaterial



Diagnostik & molekulare Diagnostik



Laborgeräte & Service

Weitere Information auf den folgenden Seiten!  
See the following pages for more information!



### Lieferung & Zahlungsart

siehe unsere [Liefer- und Versandbedingungen](#)

### Zuschläge

- Mindermengenzuschlag
- Trockeneiszuschlag
- Gefahrgutzuschlag
- Expressversand

### SZABO-SCANDIC HandelsgmbH

Quellenstraße 110, A-1100 Wien

T. +43(0)1 489 3961-0

F. +43(0)1 489 3961-7

[mail@szabo-scandic.com](mailto:mail@szabo-scandic.com)

[www.szabo-scandic.com](http://www.szabo-scandic.com)

[linkedin.com/company/szaboscandic](https://www.linkedin.com/company/szaboscandic) 

## FCN2 purified MaxPab mouse polyclonal antibody (B01P) MaxPab®

Catalog # : H00002220-B01P

規格 : [ 50 ug ]

[List All](#)

### Specification

**Product Description:** Mouse polyclonal antibody raised against a full-length human FCN2 protein.

**Immunogen:** FCN2 (NP\_004099.2, 1 a.a. ~ 313 a.a) full-length human protein.

**Sequence:**  
 MELDRAVGVLGAAATLLLSFLGMAWALQAADTCPEVKMVGLEGSDKLTIL  
 RGCPGLPGAPGPKGEAGTNGKRGERGPPGPPGKAGPPGPNAPGEP  
 QPCLTGPRTCKDLLDRGHFLSGWHTIYLPDCRPLTVLCDMDTDGGGW  
 TVFQRRVDGSDVFYRDWATYKQGFGRLEGEFVWLGNDNIHALTAQGT  
 ELRVDLVDFEDNYQFAKYRSFKVADEAEKYNLVGAFVEGSAGDSLTFH  
 NNQSFSTKDQDNDLNTGNCAVMFQGAWWYKNCHVSNLNGRYLRGTHG  
 SFANGINWKSCKGYNYSYKVSSEMKVRPA

**Host:** Mouse

**Reactivity:** Human

**Quality Control Testing:** Antibody reactive against mammalian transfected lysate.

**Storage Buffer:** In 1x PBS, pH 7.4

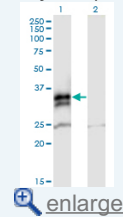
**Storage Instruction:** Store at -20°C or lower. Aliquot to avoid repeated freezing and thawing.

**MSDS:**  [Download](#)

**Datasheet:**  [Download](#)

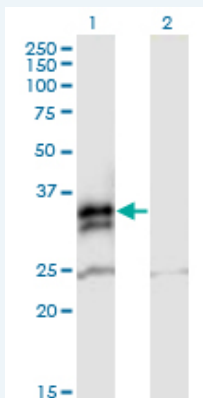
### Application Image

Western Blot (Transfected lysate)



### Applications


Western Blot (Transfected lysate)



Western Blot analysis of FCN2 expression in transfected 293T cell line (H00002220-T01) by FCN2 MaxPab polyclonal antibody.

Lane 1: FCN2 transfected lysate(34.43 KDa).

Lane 2: Non-transfected lysate.

 [Protocol Download](#)

## Gene Information

---

**Entrez GeneID:** [2220](#)

---

**GeneBank  
Accession#:** [BC069825](#)

---

**Protein  
Accession#:** [NP\\_004099.2](#)

---

**Gene Name:** FCN2

---

**Gene Alias:** EBP-37,FCNL,P35,ficolin-2

---

**Gene  
Description:** ficolin (collagen/fibrinogen domain containing lectin) 2 (hucolin)

---

**Omim ID:** [601624](#)

---

**Gene Ontology:** [Hyperlink](#)

---

**Gene Summary:** The product of this gene belongs to the ficolin family of proteins. This family is characterized by the presence of a leader peptide, a short N-terminal segment, followed by a collagen-like region, and a C-terminal fibrinogen-like domain. This gene is predominantly expressed in the liver, and has been shown to have carbohydrate binding and opsonic activities. Alternatively spliced transcript variants encoding different isoforms have been identified. [provided by RefSeq]

---

**Other  
Designations:** L-ficolin,OTTHUMP0000022518,collagen/fibrinogen domain-containing protein 2, ficolin 2, ficolin B, hucolin, serum lectin p35

---

## Related Disease

---

[Arthritis, Rheumatoid](#) [Bacterial Infections](#) [Behcet Syndrome](#) [Chronic Disease](#)  
[Genetic Predisposition to Disease](#) [Leprosy](#) [Pneumococcal Infections](#)  
[Postoperative Complications](#) [Recurrence](#) [Respiratory Tract Infections](#) [Rheumatic Fever](#)  
[Rheumatic Heart Disease](#) [Streptococcal Infections](#)

---

[服務條款](#) | [隱私權政策](#) | [著作及商標](#) | [網站地圖](#)

©2016 亞諾法生技股份有限公司 Abnova Corporation. 版權所有.