



# SZABO SCANDIC

Part of Europa Biosite

## Produktinformation



Forschungsprodukte & Biochemikalien



Zellkultur & Verbrauchsmaterial



Diagnostik & molekulare Diagnostik



Laborgeräte & Service

Weitere Information auf den folgenden Seiten!  
See the following pages for more information!



### Lieferung & Zahlungsart

siehe unsere [Liefer- und Versandbedingungen](#)

### Zuschläge

- Mindermengenzuschlag
- Trockeneiszuschlag
- Gefahrgutzuschlag
- Expressversand

### SZABO-SCANDIC HandelsgmbH

Quellenstraße 110, A-1100 Wien

T. +43(0)1 489 3961-0

F. +43(0)1 489 3961-7

[mail@szabo-scandic.com](mailto:mail@szabo-scandic.com)

[www.szabo-scandic.com](http://www.szabo-scandic.com)

[linkedin.com/company/szaboscandic](https://www.linkedin.com/company/szaboscandic) 

## FCN2 purified MaxPab rabbit polyclonal antibody (D01P) MaxPab®

Catalog # : H00002220-D01P

規格 : [ 100 ug ]

[List All](#)

### Specification

**Product Description:** Rabbit polyclonal antibody raised against a full-length human FCN2 protein.

**Immunogen:** FCN2 (NP\_004099.2, 1 a.a. ~ 313 a.a) full-length human protein.

**Sequence:**  
 MELDRAVGVLGAAATLLLSFLGMAWALQAADTCPEVKMVGLEGSCLKLIL  
 RGCPGLPGAPGPKGEAGTNGKRGERGPPGPPGKAGPPGNGAPGEP  
 QPCLTGPRTCKDLLDRGHFLSGWHTIYLPDCRPLTVLCDMDTDGGGW  
 TVFQRRVDGSVDFYRDWATYKQGFGRSRLGEFVLGNDNIHALTAQGTS  
 ELRVDLVDFEDNYQFAKYRSFKVADEAEKYNLVLGAFVEGSAGDSLTFH  
 NNQSFSTKDQDNDLNTGNCAVMFQGAWWYKNCHVSNLNGRYLRGTHG  
 SFANGINWKSQKGYNSYKVSSEMKVRPA

**Host:** Rabbit

**Reactivity:** Human

**Quality Control Testing:** Antibody reactive against mammalian transfected lysate.

**Storage Buffer:** In 1x PBS, pH 7.4

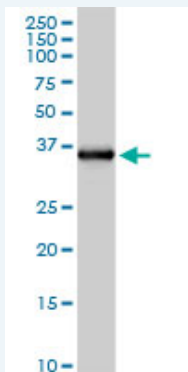
**Storage Instruction:** Store at -20°C or lower. Aliquot to avoid repeated freezing and thawing.

**MSDS:**  [Download](#)

**Datasheet:**  [Download](#)

### Applications

#### Western Blot (Tissue lysate)



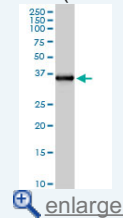
FCN2 MaxPab rabbit polyclonal antibody. Western Blot analysis of FCN2 expression in human colon.

 [Protocol Download](#)

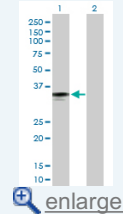
#### Western Blot (Transfected lysate)

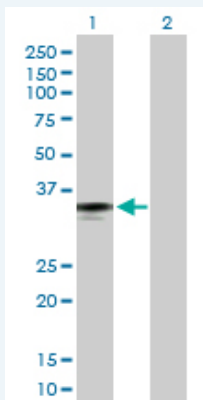
### Application Image

#### Western Blot (Tissue lysate)



#### Western Blot (Transfected lysate)





Western Blot analysis of FCN2 expression in transfected 293T cell line ([H00002220-T02](#)) by FCN2 MaxPab polyclonal antibody.

Lane 1: FCN2 transfected lysate(34.00 KDa).  
Lane 2: Non-transfected lysate.

 [Protocol Download](#)

## Gene Information

**Entrez GeneID:** [2220](#)

**GeneBank Accession#:** [BC069825](#)

**Protein Accession#:** [NP\\_004099.2](#)

**Gene Name:** FCN2

**Gene Alias:** EBP-37,FCNL,P35,ficolin-2

**Gene Description:** ficolin (collagen/fibrinogen domain containing lectin) 2 (hucolin)

**Omim ID:** [601624](#)

**Gene Ontology:** [Hyperlink](#)

**Gene Summary:** The product of this gene belongs to the ficolin family of proteins. This family is characterized by the presence of a leader peptide, a short N-terminal segment, followed by a collagen-like region, and a C-terminal fibrinogen-like domain. This gene is predominantly expressed in the liver, and has been shown to have carbohydrate binding and opsonic activities. Alternatively spliced transcript variants encoding different isoforms have been identified. [provided by RefSeq]

**Other Designations:** L-ficolin,OTTHUMP0000022518,collagen/fibrinogen domain-containing protein 2, ficolin 2, ficolin B, hucolin, serum lectin p35

## Related Disease

[Arthritis, Rheumatoid](#) [Bacterial Infections](#) [Behcet Syndrome](#) [Chronic Disease](#)  
[Genetic Predisposition to Disease](#) [Leprosy](#) [Pneumococcal Infections](#)  
[Postoperative Complications](#) [Recurrence](#) [Respiratory Tract Infections](#) [Rheumatic Fever](#)  
[Rheumatic Heart Disease](#) [Streptococcal Infections](#)