



SZABO SCANDIC

Part of Europa Biosite

Produktinformation



Forschungsprodukte & Biochemikalien



Zellkultur & Verbrauchsmaterial



Diagnostik & molekulare Diagnostik



Laborgeräte & Service

Weitere Information auf den folgenden Seiten!
See the following pages for more information!



Lieferung & Zahlungsart

siehe unsere [Liefer- und Versandbedingungen](#)

Zuschläge

- Mindermengenzuschlag
- Trockeneiszuschlag
- Gefahrgutzuschlag
- Expressversand

SZABO-SCANDIC HandelsgmbH

Quellenstraße 110, A-1100 Wien

T. +43(0)1 489 3961-0

F. +43(0)1 489 3961-7

mail@szabo-scandic.com

www.szabo-scandic.com

[linkedin.com/company/szaboscandic](https://www.linkedin.com/company/szaboscandic) 


FDFT1 MaxPab mouse polyclonal antibody (B01) MaxPab®

Catalog # : H00002222-B01

規格 : [50 uL]

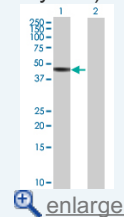
[List All](#)

Specification

Product Description:	Mouse polyclonal antibody raised against a full-length human FDFT1 protein.
Immunogen:	FDFT1 (NP_004453.3, 1 a.a. ~ 417 a.a) full-length human protein.
Sequence:	MEFVKCLGHPEEFYNLVRFRIGGKRKVMKMDQDSLSSSLKTCYKYLNQ TSRSFAAVIQALDGEMRNAVCFYLVLRALDTLEDDMTISVEKKVPLLHNF HSFLYQPDWRFMESKEKDRQVLEDFPTISLEFRNLAEKYQTVIADICRRM GIGMAEFLDKHVTSEQEWDKYCHYVAGLVGIGLSRFLSASEFEDPLVGE DTERANSMGLFLQKTNIIRDYLEDDQGGREFWPQEVWSRYVKKLGDF KPENIDLAVQCLNELITNALHHIPDVITYLSRLRNQSVFNCAIPQVMAIATL AACYNQVQVFKGAVKIRKQAVTLMMDATNMPAVKAIYQYMEEIYHRIPD SDPSSSKTRQIISTIRTQNLPCQLISRSHYSPIYLSFVMLLAALSWQYLTT LSQVTEDYVQTGEH
Host:	Mouse
Reactivity:	Human
Quality Control Testing:	Antibody reactive against mammalian transfected lysate.
Storage Buffer:	No additive
Storage Instruction:	Store at -20°C or lower. Aliquot to avoid repeated freezing and thawing.
Note:	For IHC and IF applications, antibody purification with Protein A will be needed prior to use.
Datasheet:	 Download

Application Image

Western Blot (Transfected lysate)

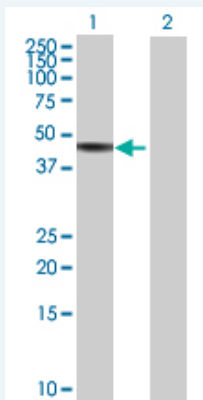


Publication Reference

1. [Targeting cellular squalene synthase, an enzyme essential for cholesterol biosynthesis, is a potential antiviral strategy against hepatitis C virus.](#)
Saito K, Shirasago Y, Suzuki T, Aizaki H, Hanada K, Wakita T, Nishijima M, Fukasawa MJ Virol. 2014 Dec 3. pii: JVI.03385-14.

Applications

Western Blot (Transfected lysate)



Western Blot analysis of FDFT1 expression in transfected 293T cell line ([H00002222-T01](#)) by FDFT1 MaxPab polyclonal antibody.

Lane 1: FDFT1 transfected lysate(45.87 KDa).
Lane 2: Non-transfected lysate.

Protocol Download

Gene Information

Entrez GeneID: [2222](#)

GeneBank [NM_004462.3](#)
Accession#:

Protein [NP_004453.3](#)
Accession#:

Gene Name: FDFT1

Gene Alias: DGPT,ERG9,SQS,SS

Gene farnesyl-diphosphate farnesyltransferase 1
Description:

Omim ID: [184420](#)

Gene Ontology: [Hyperlink](#)

Gene Summary: This gene encodes a membrane-associated enzyme located at a branch point in the mevalonate pathway. The encoded protein is the first specific enzyme in cholesterol biosynthesis, catalyzing the dimerization of two molecules of farnesyl diphosphate in a two-step reaction to form squalene. [provided by RefSeq]

Other Designations: FPP:FPP farnesyltransferase,presqualene-di-diphosphate synthase,squalene synthase

Gene Pathway

[Biosynthesis of alkaloids derived from terpenoid and polyketide](#)
[Biosynthesis of plant hormones](#) [Biosynthesis of terpenoids and steroids](#)
[Metabolic pathways](#) [Steroid biosynthesis](#)

Related Disease

[Alcoholism](#) [Cardiovascular Diseases](#) [Coronary Disease](#) [Diabetes Mellitus, Type 2](#) [Edema](#)
[Genetic Predisposition to Disease](#) [Hyperlipidemias](#) [Interview](#) [Psychological](#)
[Kidney Failure, Chronic](#) [Lymphoma, Non-Hodgkin](#) [Obesity](#) [Obesity](#)

