



SZABO SCANDIC

Part of Europa Biosite

Produktinformation



Forschungsprodukte & Biochemikalien



Zellkultur & Verbrauchsmaterial



Diagnostik & molekulare Diagnostik



Laborgeräte & Service

Weitere Information auf den folgenden Seiten!
See the following pages for more information!



Lieferung & Zahlungsart

siehe unsere [Liefer- und Versandbedingungen](#)

Zuschläge

- Mindermengenzuschlag
- Trockeneiszuschlag
- Gefahrgutzuschlag
- Expressversand

SZABO-SCANDIC HandelsgmbH

Quellenstraße 110, A-1100 Wien

T. +43(0)1 489 3961-0

F. +43(0)1 489 3961-7

mail@szabo-scandic.com

www.szabo-scandic.com

[linkedin.com/company/szaboscandic](https://www.linkedin.com/company/szaboscandic) 

FDXR MaxPab mouse polyclonal antibody (B01) MaxPab®

Catalog # : H00002232-B01

規格 : [50 uL]

[List All](#)

Specification

Product Description: Mouse polyclonal antibody raised against a full-length human FDXR protein.

Immunogen: FDXR (AAH02960, 1 a.a. ~ 491 a.a) full-length human protein.

Sequence:
 MASRCWRWWGWSAWPRTLPPAGSTPSFCHHFSTQEKTPQICVVGSGPAGFYTAQHLLKHPQAHVDIYEKQPVFGLVRFVAPDHPEVKMINTFTQTAHSGRCAFVGNVEVGRDVTVPELREAYHAVVLSYGAEDHRALEIPGEELPGVCSARAFVGVYNGLPENQLEPDLSCDTAVILGQGNVALDVARILLTPPEHLERTDITKAALGVLQRVKTWLVGRRGPLQVAFTIKELREMIQLPGARPILDVDFLGLQDKIKEVPRPRKRLTELLRTATEKPGPAEARQASASRAWGLRFFRSPQQVLPSPDGRRAAGVRLAVTRLEGVDEATRAVPTGDMEDLPCGLVLSSIGYKSRPVDPSPVDFSKLGVIPNVEGRVMDVPGLYCSGWVKRGPTGVIATTMTDSFLTGQMLLQDLKAGLLPSGPRPGYAAIQALLSSRGVRPVFSFSDWEKLDAAEEVARGQGTGKPREKLVDPQEMLRLLLGH

Host: Mouse

Reactivity: Human

Quality Control Testing: Antibody reactive against mammalian transfected lysate.

Storage Buffer: No additive

Storage Instruction: Store at -20°C or lower. Aliquot to avoid repeated freezing and thawing.

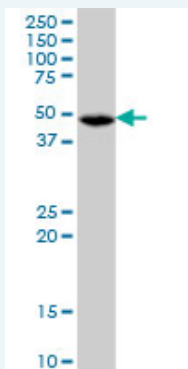
Note: For IHC and IF applications, antibody purification with Protein A will be needed prior to use.

MSDS: [Download](#)

Datasheet: [Download](#)

Applications


Western Blot (Cell lysate)




FDXR MaxPab polyclonal antibody. Western Blot analysis of FDXR expression in K-562.

Application Image

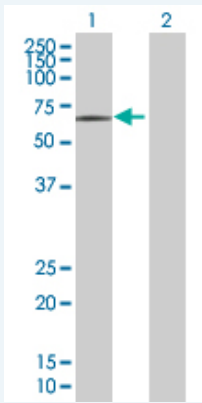
Western Blot (Cell lysate)



Western Blot (Transfected lysate)



Western Blot (Transfected lysate)



Western Blot analysis of FDXR expression in transfected 293T cell line (H00002232-T01) by FDXR MaxPab polyclonal antibody.

Lane 1: FDXR transfected lysate(54.01 KDa).

Lane 2: Non-transfected lysate.

Gene Information

Entrez GeneID: [2232](#)

GeneBank Accession#: [BC002960](#)

Protein Accession#: [AAH02960](#)

Gene Name: FDXR

Gene Alias: ADXR

Gene Description: ferredoxin reductase

Omim ID: [103270](#)

Gene Ontology: [Hyperlink](#)

Gene Summary: This gene encodes a mitochondrial flavoprotein that initiates electron transport for cytochromes P450 receiving electrons from NADPH. Multiple alternatively spliced transcript variants of this gene have been described although the full-length nature of only two that encode different isoforms have been determined. [provided by RefSeq]

Other Designations: adrenodoxin reductase