



# SZABO SCANDIC

Part of Europa Biosite

## Produktinformation



Forschungsprodukte & Biochemikalien



Zellkultur & Verbrauchsmaterial



Diagnostik & molekulare Diagnostik



Laborgeräte & Service

Weitere Information auf den folgenden Seiten!  
See the following pages for more information!



### Lieferung & Zahlungsart

siehe unsere [Liefer- und Versandbedingungen](#)

### Zuschläge

- Mindermengenzuschlag
- Trockeneiszuschlag
- Gefahrgutzuschlag
- Expressversand

### SZABO-SCANDIC HandelsgmbH

Quellenstraße 110, A-1100 Wien

T. +43(0)1 489 3961-0

F. +43(0)1 489 3961-7

[mail@szabo-scandic.com](mailto:mail@szabo-scandic.com)

[www.szabo-scandic.com](http://www.szabo-scandic.com)

[linkedin.com/company/szaboscandic](https://www.linkedin.com/company/szaboscandic) 

# FDXR purified MaxPab mouse polyclonal antibody (B01P) MaxPab®

Catalog # : H00002232-B01P

規格 : [ 50 ug ]

[List All](#)

## Specification

**Product Description:** Mouse polyclonal antibody raised against a full-length human FDXR protein.

**Immunogen:** FDXR (AAH02960, 1 a.a. ~ 491 a.a) full-length human protein.

**Sequence:**  
 MASRCWRWWGWSAWPRTLPPAGSTPSFCHHFSTQEKTPQICVVGSGPAGFYTAQHLLKHPQAHVDIYEKQPVFGLVRFVAPDHPEVKMINTFTQTAHSGRCAFVGNVEVGRDVTVPELREAYHAVVLSYGAEDHRALEIPGEELPGVCSARAFVGVYNGLPENQLEPDLSCDTAVILGQGNVALDVARILLTPPEHLERTDITKAALGVLQRVKTVWLVGRRGPLQVAFTIKELREMIQLPGARPILDVDFLGLQDKIKEVPRPRKRLTELLRTATEKPGPAEARQASASRAWGLRFFRSPQQVLPSPDGRRAAGVRLAVTRLEGVDEATRAVPTGDMEDLPCGLVLSSIGYKSRPVDPSPVDFSKLGVIPNVEGRVMDVPGLYC SGWVKRGPTGVIATTMTDSFLTGQMLLQDLKAGLLPSGPRPGYAAIQALLSSRGVRPVFSDFWEKLDAAEEVARGQGTGKPREKLVDPQEMLRLLLGH

**Host:** Mouse

**Reactivity:** Human

**Quality Control Testing:** Antibody reactive against mammalian transfected lysate.

**Storage Buffer:** In 1x PBS, pH 7.4


**Storage Instruction:** Store at -20°C or lower. Aliquot to avoid repeated freezing and thawing.

**MSDS:** [Download](#)

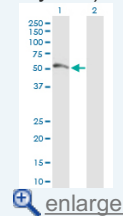
**Datasheet:** [Download](#)

## Application Image

Western Blot (Cell lysate)

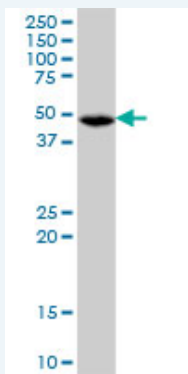


Western Blot (Transfected lysate)



## Applications

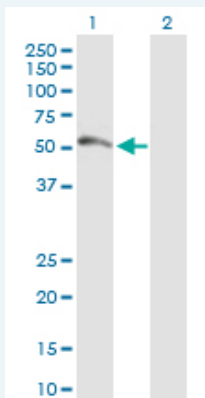
Western Blot (Cell lysate)



FDXR MaxPab polyclonal antibody. Western Blot analysis of FDXR expression in K-562.


[Protocol Download](#)

Western Blot (Transfected lysate)



Western Blot analysis of FDXR expression in transfected 293T cell line ([H00002232-T03](#)) by FDXR MaxPab polyclonal antibody.

Lane 1: FDXR transfected lysate(54.01 KDa).  
Lane 2: Non-transfected lysate.

 [Protocol Download](#)

### Gene Information

**Entrez GeneID:** [2232](#)

**GeneBank Accession#:** [BC002960](#)

**Protein Accession#:** [AAH02960](#)

**Gene Name:** FDXR

**Gene Alias:** ADXR

**Gene Description:** ferredoxin reductase

**Omim ID:** [103270](#)

**Gene Ontology:** [Hyperlink](#)

**Gene Summary:** This gene encodes a mitochondrial flavoprotein that initiates electron transport for cytochromes P450 receiving electrons from NADPH. Multiple alternatively spliced transcript variants of this gene have been described although the full-length nature of only two that encode different isoforms have been determined. [provided by RefSeq]

**Other Designations:** adrenodoxin reductase