



SZABO SCANDIC

Part of Europa Biosite

Produktinformation



Forschungsprodukte & Biochemikalien



Zellkultur & Verbrauchsmaterial



Diagnostik & molekulare Diagnostik



Laborgeräte & Service

Weitere Information auf den folgenden Seiten!
See the following pages for more information!



Lieferung & Zahlungsart

siehe unsere [Liefer- und Versandbedingungen](#)

Zuschläge

- Mindermengenzuschlag
- Trockeneiszuschlag
- Gefahrgutzuschlag
- Expressversand

SZABO-SCANDIC HandelsgmbH

Quellenstraße 110, A-1100 Wien

T. +43(0)1 489 3961-0

F. +43(0)1 489 3961-7

mail@szabo-scandic.com

www.szabo-scandic.com

[linkedin.com/company/szaboscandic](https://www.linkedin.com/company/szaboscandic) 

FDXR MaxPab mouse polyclonal antibody (B02) MaxPab®

Catalog # : H00002232-B02

規格 : [50 uL]

[List All](#)

Specification

Product Description: Mouse polyclonal antibody raised against a full-length human FDXR protein.

Immunogen: FDXR (NP_077728.2, 1 a.a. ~ 491 a.a) full-length human protein.

Sequence:
 MASRCWRWWGWSAWPRTLPPAGSTPSFCHHFSTQEKTPQICVVGSGPAGFYTAQHLLKHPQAHVDIYEKQPVFGLVRFVAPDHPEVKMINTFTQTAHSGRCARAFVGNVEVGRDVTVPELREAYHAVVLSYGAEDHRALEIPGEELPGVCSARAFVGNVGLPENQLEPDLSCDTAVILGQGNVALDVARILLTPPEHLERTDITKAALGVLQRVKTVWLVGRRGPLQVAFTIKELREMIQLPGARPILDVDFLGLQDKIKEVPRPRKRLTELLRTATEKPGPAEARQASASRAWGLRFFRSPQQVLPSPDGRRAAGVRLAVTRLEGVDEATRAVPTGDMEDLPCGLVLSSIGYKSRPVDPSVPFDSKLGVIPNVEGRVMDVPGLYCSGWVVRGPTGVIATTMTDSFLTGQMLLQDLKAGLLPSGPRPGYAAIQALLSSRGVRPVFSFSDWEKLDAAEEVARGQGTGKPREKLVDPQEMLRLLLGH

Host: Mouse

Reactivity: Human

Quality Control Testing: Antibody reactive against mammalian transfected lysate.

Storage Buffer: No additive

Storage Instruction: Store at -20°C or lower. Aliquot to avoid repeated freezing and thawing.

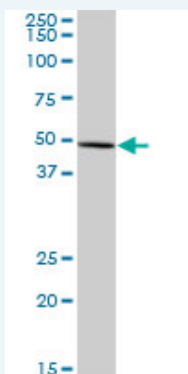
Note: For IHC and IF applications, antibody purification with Protein A will be needed prior to use.

MSDS: [Download](#)

Datasheet: [Download](#)

Applications

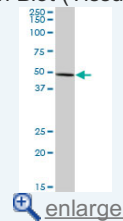
Western Blot (Tissue lysate)



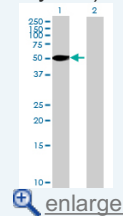
FDXR MaxPab polyclonal antibody. Western Blot analysis of FDXR expression in human spleen.

Application Image

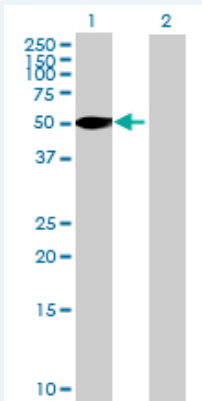
Western Blot (Tissue lysate)



Western Blot (Transfected lysate)



Western Blot (Transfected lysate)



Western Blot analysis of FDXR expression in transfected 293T cell line ([H00002232-T02](#)) by FDXR MaxPab polyclonal antibody.

Lane 1: FDXR transfected lysate(54.01 KDa).

Lane 2: Non-transfected lysate.

Gene Information

Entrez GeneID: [2232](#)

GeneBank Accession#: [NM_024417.2](#)

Protein Accession#: [NP_077728.2](#)

Gene Name: FDXR

Gene Alias: ADXR

Gene Description: ferredoxin reductase

Omim ID: [103270](#)

Gene Ontology: [Hyperlink](#)

Gene Summary: This gene encodes a mitochondrial flavoprotein that initiates electron transport for cytochromes P450 receiving electrons from NADPH. Multiple alternatively spliced transcript variants of this gene have been described although the full-length nature of only two that encode different isoforms have been determined. [provided by RefSeq]

Other Designations: adrenodoxin reductase