



SZABO SCANDIC

Part of Europa Biosite

Produktinformation



Forschungsprodukte & Biochemikalien



Zellkultur & Verbrauchsmaterial



Diagnostik & molekulare Diagnostik



Laborgeräte & Service

Weitere Information auf den folgenden Seiten!
See the following pages for more information!



Lieferung & Zahlungsart

siehe unsere [Liefer- und Versandbedingungen](#)

Zuschläge

- Mindermengenzuschlag
- Trockeneiszuschlag
- Gefahrgutzuschlag
- Expressversand

SZABO-SCANDIC HandelsgmbH

Quellenstraße 110, A-1100 Wien

T. +43(0)1 489 3961-0

F. +43(0)1 489 3961-7

mail@szabo-scandic.com

www.szabo-scandic.com

[linkedin.com/company/szaboscandic](https://www.linkedin.com/company/szaboscandic) 

FDXR purified MaxPab mouse polyclonal antibody (B02P) MaxPab®

Catalog # : H00002232-B02P

規格 : [50 ug]

[List All](#)

Specification

Product Description: Mouse polyclonal antibody raised against a full-length human FDXR protein.

Immunogen: FDXR (NP_077728.2, 1 a.a. ~ 491 a.a) full-length human protein.

Sequence:
 MASRCWRWWGWSAWPRTLPPAGSTPSFCHHFSTQEKTPQICVVGSGPAGFYTAQHLLKHPQAHVDIYEKQPVFGLVRFVAPDHPEVKMINTFTQTAHSGRCFAFWGNVEVGRDVTVPELREAYHAVVLSYGAEDHRALEIPGEELPGVCSARAFVGVWYNGLPENQLEPDLSCDTAVILGQGNVALDVARILLTPPEHLERTDITKAALGVLQRVKTWLVGRRGPLQVAFTIKELREMIQLPGARPILDVDFLGLQDKIKEVPRPRKRLTELLRRTATEKPGPAEARQASASRAWGLRFFRSPQQVLPSPDGRRAAGVRLAVTRLEGVDEATRAVPTGDMEDLPCGLVLSSIGYKSRPVDPSPVFDKSLGVIPNVEGRVMDVPGLYC SGWVKRGPTGVIATTMTDSFLTGQMLLQDLKAGLLPSGPRPGYAAIQALLSSRGVRPVFSWWEKLDAAEEVARGQGTGKPREKLVDPQEMLRLLLGH

Host: Mouse

Reactivity: Human

Quality Control Testing: Antibody reactive against mammalian transfected lysate.

Storage Buffer: In 1x PBS, pH 7.4

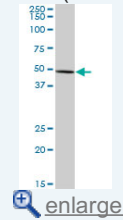
Storage Instruction: Store at -20°C or lower. Aliquot to avoid repeated freezing and thawing.

MSDS: [Download](#)


Datasheet: [Download](#)

Application Image

Western Blot (Tissue lysate)

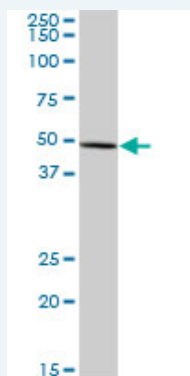


Western Blot (Transfected lysate)



Applications

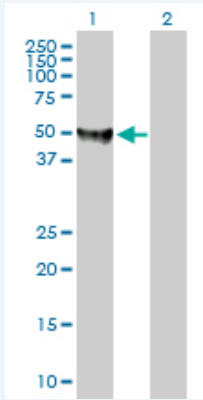
Western Blot (Tissue lysate)



FDXR MaxPab polyclonal antibody. Western Blot analysis of FDXR expression in human spleen.

[Protocol Download](#)

Western Blot (Transfected lysate)



Western Blot analysis of FDXR expression in transfected 293T cell line ([H00002232-T02](#)) by FDXR MaxPab polyclonal antibody.

Lane 1: FDXR transfected lysate(54.01 KDa).

Lane 2: Non-transfected lysate.

 [Protocol Download](#)

Gene Information

Entrez GeneID: [2232](#)

GeneBank [NM_024417.2](#)
Accession#:

Protein [NP_077728.2](#)
Accession#:

Gene Name: FDXR

Gene Alias: ADXR

Gene ferredoxin reductase
Description:

Omim ID: [103270](#)

Gene Ontology: [Hyperlink](#)

Gene Summary: This gene encodes a mitochondrial flavoprotein that initiates electron transport for cytochromes P450 receiving electrons from NADPH. Multiple alternatively spliced transcript variants of this gene have been described although the full-length nature of only two that encode different isoforms have been determined. [provided by RefSeq]

Other adrenodoxin reductase
Designations:

[服務條款](#) | [隱私權政策](#) | [著作及商標](#) | [網站地圖](#)

©2016 亞諾法生技股份有限公司 Abnova Corporation. 版權所有.