



SZABO SCANDIC

Part of Europa Biosite

Produktinformation



Forschungsprodukte & Biochemikalien



Zellkultur & Verbrauchsmaterial



Diagnostik & molekulare Diagnostik



Laborgeräte & Service

Weitere Information auf den folgenden Seiten!
See the following pages for more information!



Lieferung & Zahlungsart

siehe unsere [Liefer- und Versandbedingungen](#)

Zuschläge

- Mindermengenzuschlag
- Trockeneiszuschlag
- Gefahrgutzuschlag
- Expressversand

SZABO-SCANDIC HandelsgmbH

Quellenstraße 110, A-1100 Wien

T. +43(0)1 489 3961-0

F. +43(0)1 489 3961-7

mail@szabo-scandic.com

www.szabo-scandic.com

[linkedin.com/company/szaboscandic](https://www.linkedin.com/company/szaboscandic) 



FGA purified MaxPab mouse polyclonal antibody (B01P) MaxPab®

Catalog # : H00002243-B01P

規格 : [50 ug]

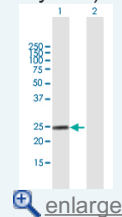
[List All](#)


Specification

Product Description:	Mouse polyclonal antibody raised against a full-length human FGA protein.
Immunogen:	FGA (AAH20764, 1 a.a. ~ 218 a.a) full-length human protein.
Sequence:	MFSMSIVCLVLSVVGTAWTADSGEGDFLAEGGGVRGPRVVERHQSSAC KDSWPFCSGEDWNYKCPSGCRMKGLIDEVNQDFTNRINKLKNLFEY QKNNKDSHSLTTNIMEILRGDFSSANNRDNTYNRVSEDLRSRIEVLKRVKVI EKVTANLLVARVTTEETPHLKARAIKWQMRPEVKPIMKEHIAPREAMLNL ALSEVSTLLLWGSLPCPPRLS
Host:	Mouse
Reactivity:	Human
Quality Control Testing:	Antibody reactive against mammalian transfected lysate.
Storage Buffer:	In 1x PBS, pH 7.4
Storage Instruction:	Store at -20°C or lower. Aliquot to avoid repeated freezing and thawing.
MSDS:	 Download
Datasheet:	 Download

Application Image

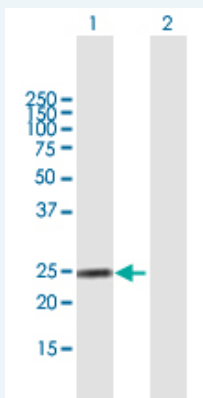
Western Blot (Transfected lysate)



 [enlarge](#)

Applications


Western Blot (Transfected lysate)



Western Blot analysis of FGA expression in transfected 293T cell line (H00002243-T01) by FGA MaxPab polyclonal antibody.

Lane 1: FGA transfected lysate(24.09 KDa).

Lane 2: Non-transfected lysate.

 [Protocol Download](#)

Gene Information

Entrez GeneID: [2243](#)

GeneBank [BC020764](#)
Accession#:

Protein [AAH20764](#)
Accession#:

Gene Name: FGA

Gene Alias: Fib2,MGC119422,MGC119423,MGC119425

Gene Description: fibrinogen alpha chain

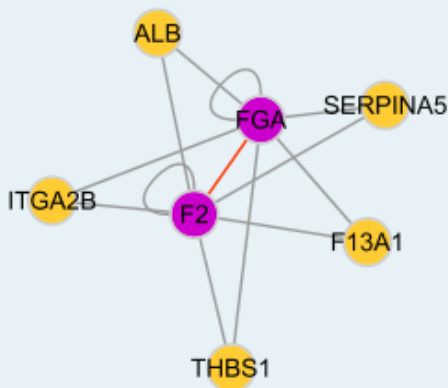
Omim ID: [105200](#), [134820](#), [202400](#)

Gene Ontology: [Hyperlink](#)

Gene Summary: The protein encoded by this gene is the alpha component of fibrinogen, a blood-borne glycoprotein comprised of three pairs of nonidentical polypeptide chains. Following vascular injury, fibrinogen is cleaved by thrombin to form fibrin which is the most abundant component of blood clots. In addition, various cleavage products of fibrinogen and fibrin regulate cell adhesion and spreading, display vasoconstrictor and chemotactic activities, and are mitogens for several cell types. Mutations in this gene lead to several disorders, including dysfibrinogenemia, hypofibrinogenemia, afibrinogenemia and renal amyloidosis. Alternative splicing results in two isoforms which vary in the carboxy-terminus. [provided by RefSeq]

Other Designations: fibrinogen, A alpha polypeptide,fibrinogen, alpha chain, isoform alpha preproprotein,fibrinogen, alpha polypeptide

Interactome



Gene Pathway

[Complement and coagulation cascades](#)

Related Disease

[Alzheimer Disease](#) [Alzheimer disease](#) [Anemia, Sickle Cell](#) [Anemia, sickle cell](#)
[Angina, Unstable](#) [Aortic Diseases](#) [Atherosclerosis](#) [Atherosclerosis](#) [Brain Ischemia](#)

[Calcinosis Cardiovascular Diseases](#) [Carotid Artery Diseases](#) [Carotid Stenosis](#)
[Cerebral Hemorrhage](#) [Cerebral Infarction](#) [Cerebrovascular Accident](#)
[Cerebrovascular Disorders](#) [Chronic Disease](#) [Coronary Artery Disease](#)

[... see more](#)

[服務條款](#) | [隱私權政策](#) | [著作及商標](#) | [網站地圖](#)

©2016 亞諾法生技股份有限公司 Abnova Corporation. 版權所有.