



SZABO SCANDIC

Part of Europa Biosite

Produktinformation



Forschungsprodukte & Biochemikalien



Zellkultur & Verbrauchsmaterial



Diagnostik & molekulare Diagnostik



Laborgeräte & Service

Weitere Information auf den folgenden Seiten!
See the following pages for more information!



Lieferung & Zahlungsart

siehe unsere [Liefer- und Versandbedingungen](#)

Zuschläge

- Mindermengenzuschlag
- Trockeneiszuschlag
- Gefahrgutzuschlag
- Expressversand

SZABO-SCANDIC HandelsgmbH

Quellenstraße 110, A-1100 Wien

T. +43(0)1 489 3961-0

F. +43(0)1 489 3961-7

mail@szabo-scandic.com

www.szabo-scandic.com

[linkedin.com/company/szaboscandic](https://www.linkedin.com/company/szaboscandic) 

FGA 293T Cell Transient Overexpression Lysate(Denatured)

Catalog # : H00002243-T01

規格 : [100 uL]

[List All](#)

Specification

Transfected Cell Line: 293T

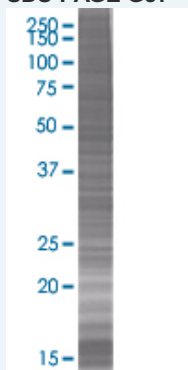
Plasmid: pCMV-FGA full-length

Host: Human

Theoretical MW (kDa): 24.09

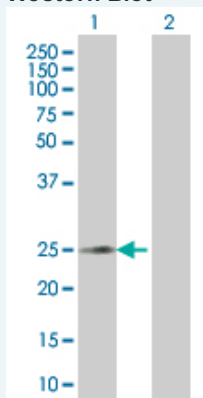
Quality Control Testing: Transient overexpression cell lysate was tested with Anti-FGA antibody (H00002243-B01) by Western Blots.

SDS-PAGE Gel



FGA transfected lysate

Western Blot



Lane 1: FGA transfected lysate (24.09 KDa).

Lane 2: Non-transfected lysate.

Storage Buffer: 1X Sample Buffer (50 mM Tris-HCl, 2% SDS, 10% glycerol, 300 mM 2-mercaptoethanol, 0.01% Bromophenol blue)

Storage Instruction: Store at -80°C. Aliquot to avoid repeated freezing and thawing.

MSDS:  [Download](#)

Applications

Western Blot

Gene Information

Entrez GeneID: [2243](#)

GeneBank [BC020764](#)
Accession#:

Protein [AAH20764](#)
Accession#:

Gene Name: FGA

Gene Alias: Fib2,MGC119422,MGC119423,MGC119425

Gene Description: fibrinogen alpha chain

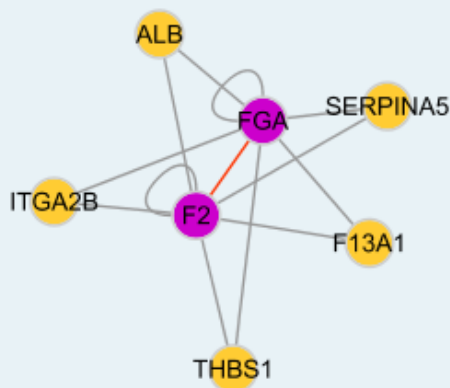
Omim ID: [105200](#), [134820](#), [202400](#)

Gene Ontology: [Hyperlink](#)

Gene Summary: The protein encoded by this gene is the alpha component of fibrinogen, a blood-borne glycoprotein comprised of three pairs of nonidentical polypeptide chains. Following vascular injury, fibrinogen is cleaved by thrombin to form fibrin which is the most abundant component of blood clots. In addition, various cleavage products of fibrinogen and fibrin regulate cell adhesion and spreading, display vasoconstrictor and chemotactic activities, and are mitogens for several cell types. Mutations in this gene lead to several disorders, including dysfibrinogenemia, hypofibrinogenemia, afibrinogenemia and renal amyloidosis. Alternative splicing results in two isoforms which vary in the carboxy-terminus. [provided by RefSeq]

Other Designations: fibrinogen, A alpha polypeptide,fibrinogen, alpha chain, isoform alpha preproprotein,fibrinogen, alpha polypeptide

Interactome



Gene Pathway

[Complement and coagulation cascades](#)

Related Disease

[Alzheimer Disease](#) [Alzheimer disease](#) [Anemia, Sickle Cell](#) [Anemia, sickle cell](#)
[Angina, Unstable](#) [Aortic Diseases](#) [Atherosclerosis](#) [Atherosclerosis](#) [Brain Ischemia](#)
[Calcinosis](#) [Cardiovascular Diseases](#) [Carotid Artery Diseases](#) [Carotid Stenosis](#)
[Cerebral Hemorrhage](#) [Cerebral Infarction](#) [Cerebrovascular Accident](#)
[Cerebrovascular Disorders](#) [Chronic Disease](#) [Coronary Artery Disease](#)

... see more

[服務條款](#) | [隱私權政策](#) | [著作及商標](#) | [網站地圖](#)

©2016 亞諾法生技股份有限公司 Abnova Corporation. 版權所有.