



SZABO SCANDIC

Part of Europa Biosite

Produktinformation



Forschungsprodukte & Biochemikalien



Zellkultur & Verbrauchsmaterial



Diagnostik & molekulare Diagnostik



Laborgeräte & Service

Weitere Information auf den folgenden Seiten!
See the following pages for more information!



Lieferung & Zahlungsart

siehe unsere [Liefer- und Versandbedingungen](#)

Zuschläge

- Mindermengenzuschlag
- Trockeneiszuschlag
- Gefahrgutzuschlag
- Expressversand

SZABO-SCANDIC HandelsgmbH

Quellenstraße 110, A-1100 Wien

T. +43(0)1 489 3961-0

F. +43(0)1 489 3961-7

mail@szabo-scandic.com

www.szabo-scandic.com

[linkedin.com/company/szaboscandic](https://www.linkedin.com/company/szaboscandic) 

FGF8 monoclonal antibody (M04), clone 3B10

Catalog # : H00002253-M04

規格 : [100 ug]

[List All](#)

Specification

Product Description:	Mouse monoclonal antibody raised against a full length recombinant FGF8.
Immunogen:	FGF8 (NP_149354, 65 a.a. ~ 133 a.a) full length recombinant protein with GST tag. MW of the GST tag alone is 26 KDa.
Sequence:	SRRLIRTYQLYSRTSGKHVQVLANKRINAMAEDGDPFAKLIVETDTFGSR VRVPGAETGLYICMNKKGK
Host:	Mouse
Reactivity:	Human
Isotype:	IgG2a Kappa
Quality Control Testing:	Antibody Reactive Against Recombinant Protein.
Storage Buffer:	In 1x PBS, pH 7.4

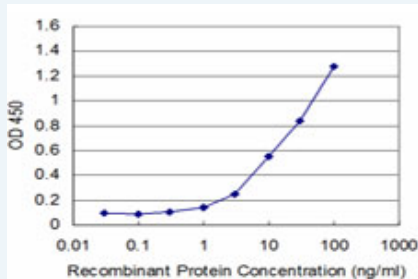
Storage Instruction: Store at -20°C or lower. Aliquot to avoid repeated freezing and thawing.

MSDS: [Download](#)

Datasheet: [Download](#)

Applications

Sandwich ELISA (Recombinant protein)



Detection limit for recombinant GST tagged FGF8 is approximately 1ng/ml as a capture antibody.

[Protocol Download](#)

ELISA

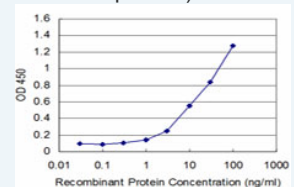
Gene Information

Entrez GeneID: [2253](#)

GeneBank Accession#: [NM_033164](#)

Application Image

Sandwich ELISA (Recombinant protein)



[enlarge](#)

ELISA

Protein Accession#: [NP_149354](#)

Gene Name: FGF8

Gene Alias: AIGF,HBGF-8,MGC149376

Gene Description: fibroblast growth factor 8 (androgen-induced)

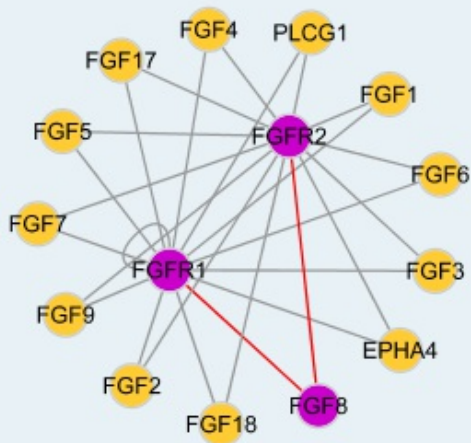
Omim ID: [600483](#)

Gene Ontology: [Hyperlink](#)

Gene Summary: The protein encoded by this gene is a member of the fibroblast growth factor (FGF) family. FGF family members possess broad mitogenic and cell survival activities, and are involved in a variety of biological processes, including embryonic development, cell growth, morphogenesis, tissue repair, tumor growth and invasion. This protein is known to be a factor that supports androgen and anchorage independent growth of mammary tumor cells. Overexpression of this gene has been shown to increase tumor growth and angiogenesis. The adult expression of this gene is restricted to testes and ovaries. Temporal and spatial pattern of this gene expression suggests its function as an embryonic epithelial factor. Studies of the mouse and chick homologs revealed roles in midbrain and limb development, organogenesis, embryo gastrulation and left-right axis determination. The alternative splicing of this gene results in four transcript variants. [provided by RefSeq]

Other Designations: OTTHUMP00000020348,OTTHUMP00000020349,OTTHUMP00000020350,OTTHUMP00000020351,androgen-induced growth factor,fibroblast growth factor 8

Interactome



Gene Pathway

[MAPK signaling pathway](#) [Melanoma Pathways in cancer](#) [Regulation of actin cytoskeleton](#)

Related Disease

[Cleft Lip](#) [Cleft Palate](#) [Hypospadias](#)

