



# SZABO SCANDIC

Part of Europa Biosite

## Produktinformation



Forschungsprodukte & Biochemikalien



Zellkultur & Verbrauchsmaterial



Diagnostik & molekulare Diagnostik



Laborgeräte & Service

Weitere Information auf den folgenden Seiten!  
See the following pages for more information!



### Lieferung & Zahlungsart

siehe unsere [Liefer- und Versandbedingungen](#)

### Zuschläge

- Mindermengenzuschlag
- Trockeneiszuschlag
- Gefahrgutzuschlag
- Expressversand

### SZABO-SCANDIC HandelsgmbH

Quellenstraße 110, A-1100 Wien

T. +43(0)1 489 3961-0

F. +43(0)1 489 3961-7

[mail@szabo-scandic.com](mailto:mail@szabo-scandic.com)

[www.szabo-scandic.com](http://www.szabo-scandic.com)

[linkedin.com/company/szaboscandic](https://www.linkedin.com/company/szaboscandic) 

## FGF13 purified MaxPab mouse polyclonal antibody (B01P) MaxPab®

Catalog # : H00002258-B01P

規格 : [ 50 ug ]

[List All](#)

### Specification

**Product Description:** Mouse polyclonal antibody raised against a full-length human FGF13 protein.

**Immunogen:** FGF13 (NP\_004105.1, 1 a.a. ~ 245 a.a) full-length human protein.

**Sequence:**  
 MAAAIASSLIRQKRQAREREKSNACKCVSSPSKGGKTSCKDNKLNVFSRVK  
 LFGSKRRRRRPEPQLKGVTKLYSRQGYHLQLQADGTIDGTDKEDSTY  
 TLFNLIIPVGLRVVAIQGVQTKLYLAMNSEGYLYTSELFPECKFKESVFEN  
 YYVTYSSMIYRQQQSGRGWYLGLENKEGEIMKGNHVKKNKPAAHFLPKPL  
 KVAMYKEPSLHDLTEFSRSGSGTPTKRSVSGVLNGGKSMHNEST

**Host:** Mouse

**Reactivity:** Human

**Quality Control Testing:** Antibody reactive against mammalian transfected lysate.

**Storage Buffer:** In 1x PBS, pH 7.4

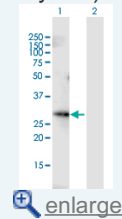
**Storage Instruction:** Store at -20°C or lower. Aliquot to avoid repeated freezing and thawing.


**MSDS:**  [Download](#)

**Datasheet:**  [Download](#)

### Application Image

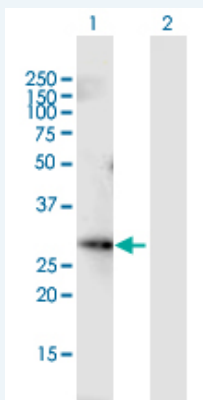
Western Blot (Transfected lysate)



 [enlarge](#)

### Applications


Western Blot (Transfected lysate)



Western Blot analysis of FGF13 expression in transfected 293T cell line ([H00002258-T01](#)) by FGF13 MaxPab polyclonal antibody.

Lane 1: FGF13 transfected lysate(26.95 KDa).

Lane 2: Non-transfected lysate.

 [Protocol Download](#)

### Gene Information

Entrez GeneID: [2258](#)

GeneBank [NM\\_004114](#)  
Accession#:

Protein [NP\\_004105.1](#)  
Accession#:

Gene Name: FGF13

Gene Alias: FGF2,FHF2

Gene Description: fibroblast growth factor 13

Omim ID: [300070](#)

Gene Ontology: [Hyperlink](#)

**Gene Summary:** The protein encoded by this gene is a member of the fibroblast growth factor (FGF) family. FGF family members possess broad mitogenic and cell survival activities, and are involved in a variety of biological processes, including embryonic development, cell growth, morphogenesis, tissue repair, tumor growth, and invasion. This gene is located in a region on chromosome X, which is associated with Borjeson-Forssman-Lehmann syndrome (BFLS), making it a possible candidate gene for familial cases of the BFLS, and for other syndromal and nonspecific forms of X-linked mental retardation mapping to this region. Alternative splicing of this gene at the 5' end results in several transcript variants encoding different isoforms with different N-termini. [provided by RefSeq]

Other Designations: OTTHUMP00000024143,OTTHUMP00000024144,fibroblast growth factor homologous factor 2

#### Gene Pathway

[MAPK signaling pathway](#) [Melanoma Pathways in cancer](#) [Regulation of actin cytoskeleton](#)

#### Related Disease

[Alzheimer Disease](#) [Alzheimer disease](#) [Cardiovascular Diseases](#) [Diabetes Complications](#)  
[Metabolic Syndrome X](#) [Neoplasms](#) [Osteoporosis](#)

[服務條款](#) | [隱私權政策](#) | [著作及商標](#) | [網站地圖](#)

©2016 亞諾法生技股份有限公司 Abnova Corporation. 版權所有.