



SZABO SCANDIC

Part of Europa Biosite

Produktinformation



Forschungsprodukte & Biochemikalien



Zellkultur & Verbrauchsmaterial



Diagnostik & molekulare Diagnostik



Laborgeräte & Service

Weitere Information auf den folgenden Seiten!
See the following pages for more information!



Lieferung & Zahlungsart

siehe unsere [Liefer- und Versandbedingungen](#)

Zuschläge

- Mindermengenzuschlag
- Trockeneiszuschlag
- Gefahrgutzuschlag
- Expressversand

SZABO-SCANDIC HandelsgmbH

Quellenstraße 110, A-1100 Wien

T. +43(0)1 489 3961-0

F. +43(0)1 489 3961-7

mail@szabo-scandic.com

www.szabo-scandic.com

[linkedin.com/company/szaboscandic](https://www.linkedin.com/company/szaboscandic) 

FGFR1 monoclonal antibody (M13), clone 3B2

Catalog # : H00002260-M13

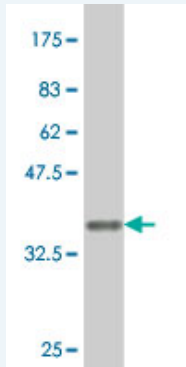
規格 : [100 ug]

[List All](#)

Specification

Product Description:	Mouse monoclonal antibody raised against a partial recombinant FGFR1.
Immunogen:	FGFR1 (NP_000595.1, 303 a.a. ~ 408 a.a) partial recombinant protein with GST tag. MW of the GST tag alone is 26 KDa.
Sequence:	DNLPYVQILKTAGVNTTDKEMEVLHLRNVSFEDAGEYTCLAGNSIGLSHH SAWLTVLEALEERPAVMTSPYLEIIIIYCTGAFLISCMVGSVIVYKMKSGTK KSDF
Host:	Mouse
Reactivity:	Human
Isotype:	IgG2a Kappa

Quality Control Testing: Antibody Reactive Against Recombinant Protein.



Western Blot detection against Immunogen (37.4 KDa) .

Storage Buffer: In 1x PBS, pH 7.4

Storage Instruction: Store at -20°C or lower. Aliquot to avoid repeated freezing and thawing.

MSDS: [Download](#)


Datasheet: [Download](#)

Applications

Western Blot (Cell lysate)

Application Image

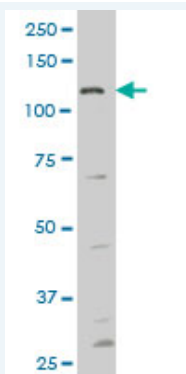
Western Blot (Cell lysate)



[enlarge](#)

Western Blot (Recombinant protein)

ELISA



FGFR1 monoclonal antibody (M13), clone 3B2 Western Blot analysis of FGFR1 expression in COLO 320 HSR (Cat # L020V1).

 [Protocol Download](#)

Western Blot (Recombinant protein)

 [Protocol Download](#)

ELISA

Gene Information

Entrez GeneID: [2260](#)

GeneBank Accession#: [NM_000604](#)

Protein Accession#: [NP_000595.1](#)

Gene Name: FGFR1

Gene Alias: BFGFR,CD331,CEK,FGFBR,FLG,FLJ99988,FLT2,HBGFR,KAL2,N-SAM

Gene Description: fibroblast growth factor receptor 1

Omim ID: [101600](#), [123150](#), [136350](#), [147950](#)

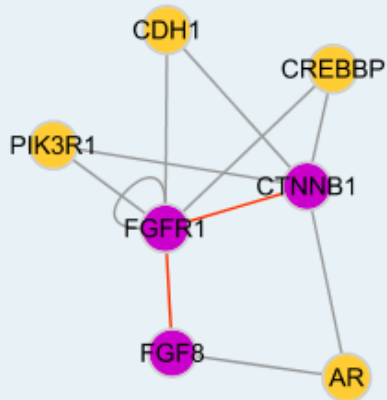
Gene Ontology: [Hyperlink](#)

Gene Summary: The protein encoded by this gene is a member of the fibroblast growth factor receptor (FGFR) family, where amino acid sequence is highly conserved between members and throughout evolution. FGFR family members differ from one another in their ligand affinities and tissue distribution. A full-length representative protein consists of an extracellular region, composed of three immunoglobulin-like domains, a single hydrophobic membrane-spanning segment and a cytoplasmic tyrosine kinase domain. The extracellular portion of the protein interacts with fibroblast growth factors, setting in motion a cascade of downstream signals, ultimately influencing mitogenesis and differentiation. This particular family member binds both acidic and basic fibroblast growth factors and is involved in limb induction. Mutations in this gene have been associated with Pfeiffer syndrome, Jackson-Weiss syndrome, Antley-Bixler syndrome, osteoglophonic dysplasia, and autosomal dominant Kallmann syndrome 2. Chromosomal aberrations involving this gene are associated with stem cell myeloproliferative disorder and stem cell leukemia lymphoma syndrome. Alternatively spliced variants which encode different protein isoforms have been described; however, not all variants have been fully characterized. [provided by RefSeq]

Other Designations: FMS-like tyrosine kinase
2,OTTHUMP00000190874,OTTHUMP00000190878,OTTHUMP00000190879,OTTHUMP00000190881,basic fibroblast growth factor receptor

1,fms-related tyrosine kinase 2,fms-related tyrosine kinase-2,heparin-binding growth factor receptor,hydroxyaryl

Interactome



Gene Pathway

[Adherens junction](#) [MAPK signaling pathway](#) [Melanoma](#) [Pathways in cancer](#) [Prostate cancer](#) [Regulation of actin cytoskeleton](#)

Related Disease

[Abnormalities, Multiple](#) [Acrocephalosyndactylia](#) [Alzheimer Disease](#) [Alzheimer disease](#) [Amenorrhea](#) [Anodontia](#) [Breast cancer](#) [Breast Neoplasms](#) [Bronchial Hyperreactivity](#) [Cardiovascular Diseases](#) [Chromosome Aberrations](#) [Chromosome Disorders](#) [Cleft Lip](#) [Cleft Palate](#) [Craniofacial Dysostosis](#) [Craniosynostoses](#) [Diabetes Complications](#) [Fractures, Bone](#) [Genetic Diseases, Inborn](#)

... see more

[服務條款](#) | [隱私權政策](#) | [著作及商標](#) | [網站地圖](#)

©2016 亞諾法生技股份有限公司 Abnova Corporation. 版權所有.