



SZABO SCANDIC

Part of Europa Biosite

Produktinformation



Forschungsprodukte & Biochemikalien



Zellkultur & Verbrauchsmaterial



Diagnostik & molekulare Diagnostik



Laborgeräte & Service

Weitere Information auf den folgenden Seiten!
See the following pages for more information!



Lieferung & Zahlungsart

siehe unsere [Liefer- und Versandbedingungen](#)

Zuschläge

- Mindermengenzuschlag
- Trockeneiszuschlag
- Gefahrgutzuschlag
- Expressversand

SZABO-SCANDIC HandelsgmbH

Quellenstraße 110, A-1100 Wien

T. +43(0)1 489 3961-0

F. +43(0)1 489 3961-7

mail@szabo-scandic.com

www.szabo-scandic.com



[linkedin.com/company/szaboscandic](https://www.linkedin.com/company/szaboscandic) 

FGFR2 monoclonal antibody (M02), clone 2E8

Catalog # : H00002263-M02

規格 : [100 ug]

List All

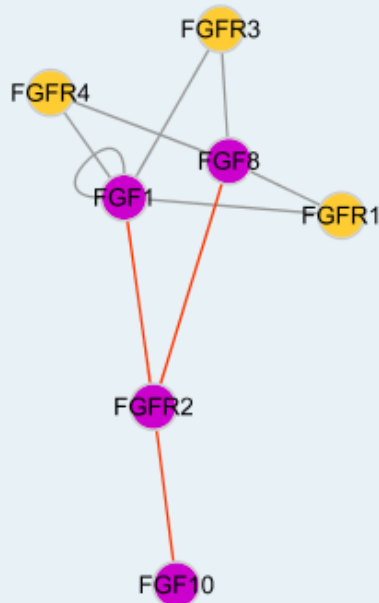
Specification	Application Image
Product Description: Mouse monoclonal antibody raised against a partial recombinant FGFR2.	ELISA
Immunogen: FGFR2 (AAH39243, 621 a.a. ~ 723 a.a) partial recombinant protein with GST tag. MW of the GST tag alone is 26 KDa.	
Sequence: GHRMDKPANCTNELYMMMRDCWHAVPSQRPTFKQLVEDLDRILTLTTN EEYLDLSQPLEQYSPSYDTRSSCSSGDDSVFSPDPMPYEPCLPQYPHI NGSVKT	
Host: Mouse	
Reactivity: Human	
Isotype: IgG2b Kappa	
Quality Control Testing: Antibody Reactive Against Recombinant Protein.	
Storage Buffer: In 1x PBS, pH 7.4	
Storage Instruction: Store at -20°C or lower. Aliquot to avoid repeated freezing and thawing.	
MSDS:  Download	
Datasheet:  Download	
Applications	
ELISA	
Gene Information	
Entrez GeneID: 2263	
GeneBank Accession#: BC039243	
Protein Accession#: AAH39243	
Gene Name: FGFR2	
Gene Alias: BEK,BFR-1,CD332,CEK3,CFD1,ECT1,FLJ98662,JWS,K-SAM,KGFR,TK14,TK25	
Gene Description: fibroblast growth factor receptor 2	
Omim ID: 101200 , 101400 , 101600 , 123150 , 123500 , 123790 , 137215 , 149730 ,	

Gene Ontology: [Hyperlink](#)

Gene Summary: The protein encoded by this gene is a member of the fibroblast growth factor receptor family, where amino acid sequence is highly conserved between members and throughout evolution. FGFR family members differ from one another in their ligand affinities and tissue distribution. A full-length representative protein consists of an extracellular region, composed of three immunoglobulin-like domains, a single hydrophobic membrane-spanning segment and a cytoplasmic tyrosine kinase domain. The extracellular portion of the protein interacts with fibroblast growth factors, setting in motion a cascade of downstream signals, ultimately influencing mitogenesis and differentiation. This particular family member is a high-affinity receptor for acidic, basic and/or keratinocyte growth factor, depending on the isoform. Mutations in this gene are associated with Crouzon syndrome, Pfeiffer syndrome, Craniosynostosis, Apert syndrome, Jackson-Weiss syndrome, Beare-Stevenson cutis gyrata syndrome, Saethre-Chotzen syndrome, and syndromic craniosynostosis. Multiple alternatively spliced transcript variants encoding different isoforms have been noted for this gene. [provided by RefSeq]

Other Designations: BEK fibroblast growth factor receptor, FGF receptor, OTTHUMP00000020621, OTTHUMP00000020629, bacteria-expressed kinase, hydroxyaryl-protein kinase, keratinocyte growth factor receptor, protein tyrosine kinase, receptor like 14, soluble FGFR4 variant 4

Interactome



Gene Pathway

[Endocytosis](#) [MAPK signaling pathway](#) [Pathways in cancer](#) [Prostate cancer](#)
[Regulation of actin cytoskeleton](#)

Related Disease

[Acrocephalosyndactylia](#) [Adenocarcinoma](#) [Adenocarcinoma, Mucinous](#) [Alzheimer Disease](#)
[Alzheimer disease](#) [Birth Weight](#) [Breast cancer](#) [Breast Neoplasms](#) [Bronchial Hyperreactivity](#)
[Carcinoma, Basal Cell](#) [Carcinoma, Endometrioid](#) [Carcinoma, Squamous Cell](#)
[Cardiovascular Diseases](#) [Cleft Lip](#) [Cleft Palate](#) [Craniofacial Dysostosis](#) [Craniosynostoses](#)
[Cystadenocarcinoma, Serous](#) [Depressive Disorder, Major](#)

... see more

