



# SZABO SCANDIC

Part of Europa Biosite

## Produktinformation



Forschungsprodukte & Biochemikalien



Zellkultur & Verbrauchsmaterial



Diagnostik & molekulare Diagnostik



Laborgeräte & Service

Weitere Information auf den folgenden Seiten!  
See the following pages for more information!



### Lieferung & Zahlungsart

siehe unsere [Liefer- und Versandbedingungen](#)

### Zuschläge

- Mindermengenzuschlag
- Trockeneiszuschlag
- Gefahrgutzuschlag
- Expressversand

### SZABO-SCANDIC HandelsgmbH

Quellenstraße 110, A-1100 Wien

T. +43(0)1 489 3961-0

F. +43(0)1 489 3961-7

[mail@szabo-scandic.com](mailto:mail@szabo-scandic.com)

[www.szabo-scandic.com](http://www.szabo-scandic.com)

[linkedin.com/company/szaboscandic](https://www.linkedin.com/company/szaboscandic) 

## FGR monoclonal antibody (M02), clone 3B11

Catalog # : H00002268-M02

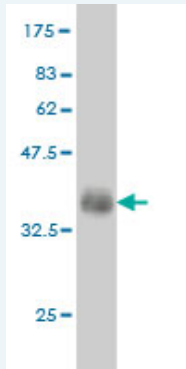
規格 : [ 100 ug ]

[List All](#)

### Specification

<b>Product Description:</b>	Mouse monoclonal antibody raised against a partial recombinant FGR.
<b>Immunogen:</b>	FGR (AAH64382, 1 a.a. ~ 90 a.a) partial recombinant protein with GST tag. MW of the GST tag alone is 26 KDa.
<b>Sequence:</b>	MGCVFCKKLEPVATAKEDAGLEGDFRSYGAAADHYGPDPTKARPASSFA HIPNYSNFSSQAINPGFLDSGTIRGVSGIGVTLFIALYDYEA
<b>Host:</b>	Mouse
<b>Reactivity:</b>	Human, Mouse, Rat
<b>Isotype:</b>	IgG2a Kappa

**Quality Control Testing:** Antibody Reactive Against Recombinant Protein.



Western Blot detection against Immunogen (35.53 KDa) .

**Storage Buffer:** In 1x PBS, pH 7.4

**Storage Instruction:** Store at -20°C or lower. Aliquot to avoid repeated freezing and thawing.

**MSDS:** [Download](#)


**Datasheet:** [Download](#)

### Applications

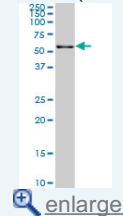
**Western Blot (Cell lysate)**

### Application Image


Western Blot (Cell lysate)



Western Blot (Cell lysate)

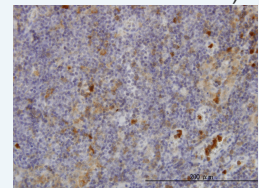


Western Blot (Cell lysate)

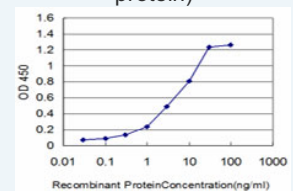


Western Blot (Recombinant protein)

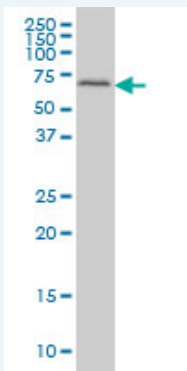
Immunohistochemistry (Formalin/PFA-fixed paraffin-embedded sections)



Sandwich ELISA (Recombinant protein)



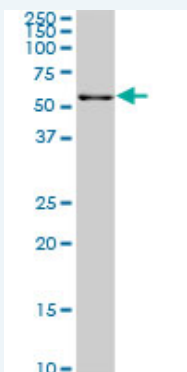
ELISA



FGR monoclonal antibody (M02), clone 3B11 Western Blot analysis of FGR expression in HeLa ( Cat # L013V1 ).

 [Protocol Download](#)

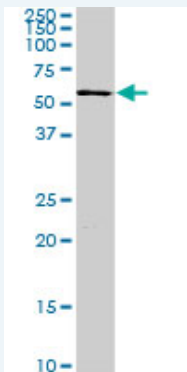
#### Western Blot (Cell lysate)



FGR monoclonal antibody (M02), clone 3B11. Western Blot analysis of FGR expression in PC-12 ( Cat # L012V1 ).

 [Protocol Download](#)


#### Western Blot (Cell lysate)



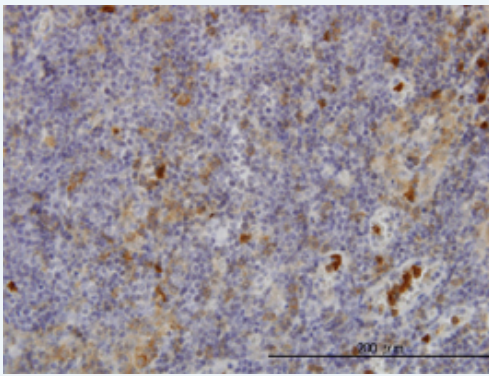
FGR monoclonal antibody (M02), clone 3B11. Western Blot analysis of FGR expression in Raw 264.7 ( Cat # L024V1 ).

 [Protocol Download](#)

#### Western Blot (Recombinant protein)

 [Protocol Download](#)

#### Immunohistochemistry (Formalin/PFA-fixed paraffin-embedded sections)

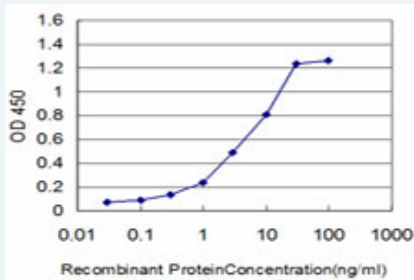


[enlarge this image](#)

Immunoperoxidase of monoclonal antibody to FGR on formalin-fixed paraffin-embedded human lymph node. [antibody concentration 3 ug/ml]

[Protocol Download](#)

### Sandwich ELISA (Recombinant protein)



Detection limit for recombinant GST tagged FGR is approximately 0.1ng/ml as a capture antibody.

[Protocol Download](#)

### ELISA

#### Gene Information

Entrez GeneID: [2268](#)

GeneBank Accession#: [BC064382](#)

Protein Accession#: [AAH64382](#)

Gene Name: FGR

Gene Alias: FLJ43153, MGC75096, SRC2, c-fgr, c-src2, p55c-fgr, p58c-fgr

Gene Description: Gardner-Rasheed feline sarcoma viral (v-fgr) oncogene homolog

Omim ID: [164940](#)

Gene Ontology: [Hyperlink](#)

**Gene Summary:** This gene is a member of the Src family of protein tyrosine kinases (PTKs). The encoded protein contains N-terminal sites for myristylation and palmitoylation, a PTK domain, and SH2 and SH3 domains which are involved in mediating protein-protein interactions with phosphotyrosine-containing and proline-rich motifs, respectively. The protein localizes to plasma membrane ruffles, and functions as a negative regulator of cell migration and adhesion triggered by the beta-2 integrin signal transduction pathway. Infection with Epstein-Barr virus results in the overexpression of this gene. Multiple alternatively spliced variants, encoding the same protein, have been identified. [provided by RefSeq]

Other OTTHUMP00000003601, OTTHUMP00000003602, OTTHUMP00000003

**Designations:** 603,c-fgr protooncogene,c-src-2 proto-oncogene,p55-c-fgr protein,proto-oncogene tyrosine-protein kinase FGR

---

**Gene Pathway**

---

Chemokine signaling pathway

**Related Disease**

---

HIV Infections

---

[服務條款](#) | [隱私權政策](#) | [著作及商標](#) | [網站地圖](#)

©2016 亞諾法生技股份有限公司 Abnova Corporation. 版權所有.