



SZABO SCANDIC

Part of Europa Biosite

Produktinformation



Forschungsprodukte & Biochemikalien



Zellkultur & Verbrauchsmaterial



Diagnostik & molekulare Diagnostik



Laborgeräte & Service

Weitere Information auf den folgenden Seiten!
See the following pages for more information!



Lieferung & Zahlungsart

siehe unsere [Liefer- und Versandbedingungen](#)

Zuschläge

- Mindermengenzuschlag
- Trockeneiszuschlag
- Gefahrgutzuschlag
- Expressversand

SZABO-SCANDIC HandelsgmbH

Quellenstraße 110, A-1100 Wien

T. +43(0)1 489 3961-0

F. +43(0)1 489 3961-7

mail@szabo-scandic.com

www.szabo-scandic.com

[linkedin.com/company/szaboscandic](https://www.linkedin.com/company/szaboscandic) 

FH monoclonal antibody (M04), clone 5D4

Catalog # : H00002271-M04


規格 : [100 ug]

[List All](#)

Specification

Product Description:	Mouse monoclonal antibody raised against a full-length recombinant FH.
Immunogen:	FH (AAH03108, 33 a.a. ~ 510 a.a) full-length recombinant protein with GST tag. MW of the GST tag alone is 26 KDa.
Sequence:	VPSFWPPNAARMASQNSFRIEYDTFGELKVPNDKYYGAQTVRSTMNFKI GGVTERMPTPVKAF GILKRAAAEVNQDYGLDPKIANAIMKAADEVAEGKL NDHFPLVWQTGSGTQTNMNVNEISNRAIEMLGELGSKIPVHPNDHVN KSQSSNDTFPTAMHIAAAIEVHEVLLPGLQKLHDALDAKSKEFAQIIKIGRT HTQDAVPLTLGQEFSGYVQQVKYAMTRIKAAMPRIYELAAGGTAVGTGL NTRIGFAEKVAAKVAALTGLPFVTAPNKFEALAAHDALVELSGAMNTTAC SLMKIANDIRFLGSGPRSGLGELILPENEPGSSIMPGKVNPTQCEAMTMV AAQVMGNHVAVTVGGSNGHFELNVFKPMMIKNVLHSARLLGDASVSFTE NCVVGIQANTERINKLMNESLMLVTALNPHIGYDKAAKIAKTAHKNGSTLKE TAEELGYLTAEQFDEWVKPKDMLGPK
Host:	Mouse
Reactivity:	Human
Isotype:	IgG1 Kappa

Quality Control Testing: Antibody Reactive Against Recombinant Protein.



Western Blot detection against Immunogen (78.32 KDa) .

Storage Buffer: In 1x PBS, pH 7.4

Storage Instruction: Store at -20°C or lower. Aliquot to avoid repeated freezing and thawing.

MSDS: [Download](#)


Datasheet: [Download](#)

Applications

Western Blot (Cell lysate)

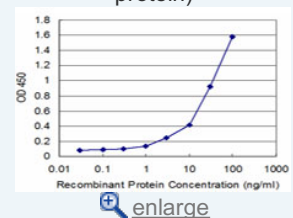
Application Image

Western Blot (Cell lysate)

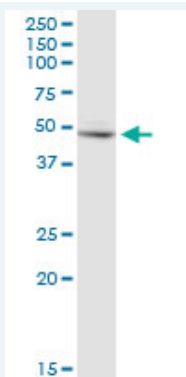


Western Blot (Recombinant protein)

Sandwich ELISA (Recombinant protein)



ELISA



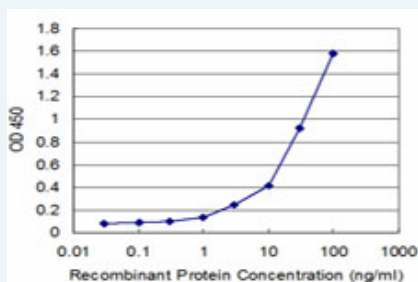
FH monoclonal antibody (M04), clone 5D4. Western Blot analysis of FH expression in HeLa.

[Protocol Download](#)

Western Blot (Recombinant protein)

[Protocol Download](#)

Sandwich ELISA (Recombinant protein)



Detection limit for recombinant GST tagged FH is approximately 1ng/ml as a capture antibody.

[Protocol Download](#)

ELISA

Gene Information

Entrez GeneID: [2271](#)

GeneBank [BC003108](#)

Accession#:

Protein [AAH03108](#)

Accession#:

Gene Name: FH

Gene Alias: HLRCC, LRCC, MCL, MCUL1

Gene fumarate hydratase

Description:

Omim ID: [136850](#), [150800](#), [605839](#), [606812](#)

Gene Ontology: [Hyperlink](#)

Gene Summary: The protein encoded by this gene is an enzymatic component of the tricarboxylic acid (TCA) cycle, or Krebs cycle, and catalyzes the formation of L-malate from fumarate. It exists in both a cytosolic form and an N-terminal extended form, differing only in the translation start site used. The N-terminal extended form is targeted to the mitochondrion, where the removal of the extension generates the same form as in the cytoplasm. It is similar to some thermostable class II fumarases and functions as a homotetramer. Mutations in this gene can cause fumarase deficiency and lead to progressive encephalopathy.

[provided by RefSeq]

Other OTTHUMP00000037573,fumarase,multiple hereditary cutaneous
Designations: leiomyomata

Gene Pathway

[Biosynthesis of alkaloids derived from terpenoid and polyketide](#)
[Biosynthesis of phenylpropanoids](#) [Citrate cycle \(TCA cycle\)](#) [Metabolic pathways](#)
[Pathways in cancer](#) [Reductive carboxylate cycle \(CO2 fixation\)](#) [Renal cell carcinoma](#)

Related Disease

[Adrenal Gland Neoplasms](#) [Carcinoma, Renal Cell](#) [Genetic Predisposition to Disease](#)
[Kidney Neoplasms](#) [Leiomyoma](#) [Leiomyomatosis](#) [Multiple Sclerosis](#) [Narcolepsy](#)
[Paranglioma](#) [Pheochromocytoma](#) [Prostatic Neoplasms](#) [Uterine Neoplasms](#)

[服務條款](#) | [隱私權政策](#) | [著作及商標](#) | [網站地圖](#)

©2016 亞諾法生技股份有限公司 Abnova Corporation. 版權所有.