



# SZABO SCANDIC

Part of Europa Biosite

## Produktinformation



Forschungsprodukte & Biochemikalien



Zellkultur & Verbrauchsmaterial



Diagnostik & molekulare Diagnostik



Laborgeräte & Service

Weitere Information auf den folgenden Seiten!  
See the following pages for more information!



### Lieferung & Zahlungsart

siehe unsere [Liefer- und Versandbedingungen](#)

### Zuschläge

- Mindermengenzuschlag
- Trockeneiszuschlag
- Gefahrgutzuschlag
- Expressversand

### SZABO-SCANDIC HandelsgmbH

Quellenstraße 110, A-1100 Wien

T. +43(0)1 489 3961-0

F. +43(0)1 489 3961-7

[mail@szabo-scandic.com](mailto:mail@szabo-scandic.com)

[www.szabo-scandic.com](http://www.szabo-scandic.com)

[linkedin.com/company/szaboscandic](https://www.linkedin.com/company/szaboscandic) 

## FHIT monoclonal antibody (M04), clone 3D3

Catalog # : H00002272-M04

規格 : [ 100 ug ]

[List All](#)

### Specification

**Product Description:** Mouse monoclonal antibody raised against a partial recombinant FHIT.

**Immunogen:** FHIT (AAH32336, 31 a.a. ~ 130 a.a) partial recombinant protein with GST tag. MW of the GST tag alone is 26 KDa.

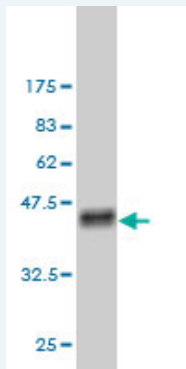
**Sequence:** VVPGHMLVCPLRPVERFHDLRPDEVADLFQTTQRVGTWEKHFHGTSL  
TFSMQDGPPEAGQTVKHVHVHVLPRKAGDFHRNDSIYEELQKHKEDFPA  
SWR

**Host:** Mouse

**Reactivity:** Human

**Isotype:** IgG2b kappa

**Quality Control Testing:** Antibody Reactive Against Recombinant Protein.



Western Blot detection against Immunogen (36.63 KDa) .

**Storage Buffer:** In 1x PBS, pH 7.4

**Storage Instruction:** Store at -20°C or lower. Aliquot to avoid repeated freezing and thawing.

**MSDS:** [Download](#)

**Datasheet:** [Download](#)

### Applications

**Western Blot (Recombinant protein)**

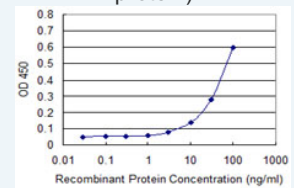
[Protocol Download](#)

**Sandwich ELISA (Recombinant protein)**

### Application Image

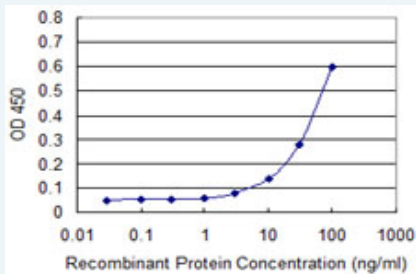
Western Blot (Recombinant protein)

Sandwich ELISA (Recombinant protein)



[enlarge](#)

ELISA



Detection limit for recombinant GST tagged FHIT is approximately 10ng/ml as a capture antibody.

 [Protocol Download](#)

## ELISA

### Gene Information

Entrez GeneID: [2272](#)

GeneBank [BC032336](#)

Accession#:

Protein [AAH32336](#)

Accession#:

Gene Name: FHIT

Gene Alias: AP3Aase,FRA3B

Gene Description: fragile histidine triad gene

Omim ID: [601153](#)

Gene Ontology: [Hyperlink](#)

**Gene Summary:** This gene, a member of the histidine triad gene family, encodes a diadenosine 5',5'''-P1,P3-triphosphate hydrolase involved in purine metabolism. The gene encompasses the common fragile site FRA3B on chromosome 3, where carcinogen-induced damage can lead to translocations and aberrant transcripts of this gene. In fact, aberrant transcripts from this gene have been found in about half of all esophageal, stomach, and colon carcinomas. [provided by RefSeq]

**Other Designations:** AP3A hydrolase,bis(5'-adenosyl)-triphosphatase,diadenosine 5',5'''-P1,P3-triphosphate hydrolase,dinucleosidetriphosphatase,tumor suppressor protein

### Gene Pathway

[Non-small cell lung cancer](#) [Purine metabolism](#) [Small cell lung cancer](#)

### Related Disease

[Cardiovascular Diseases](#) [Celiac Disease](#) [Cell Transformation, Neoplastic](#) [Cervical Intraepithelial Neoplasia](#) [Chagas Disease](#) [Diabetes Mellitus, Type 2](#) [Edema](#) [Esophageal Neoplasms](#) [Genetic Predisposition to Disease](#) [Head and Neck Neoplasms](#) [Laryngeal Neoplasms](#) [Lung Neoplasms](#) [Lymphatic Metastasis](#) [Mouth Neoplasms](#) [Overweight](#) [Papillomavirus Infections](#) [Pharyngeal Neoplasms](#) [Prostate cancer](#) [Prostatic Neoplasms](#)

... see more

