



SZABO SCANDIC

Part of Europa Biosite

Produktinformation



Forschungsprodukte & Biochemikalien



Zellkultur & Verbrauchsmaterial



Diagnostik & molekulare Diagnostik



Laborgeräte & Service

Weitere Information auf den folgenden Seiten!
See the following pages for more information!



Lieferung & Zahlungsart

siehe unsere [Liefer- und Versandbedingungen](#)

Zuschläge

- Mindermengenzuschlag
- Trockeneiszuschlag
- Gefahrgutzuschlag
- Expressversand

SZABO-SCANDIC HandelsgmbH

Quellenstraße 110, A-1100 Wien

T. +43(0)1 489 3961-0

F. +43(0)1 489 3961-7

mail@szabo-scandic.com

www.szabo-scandic.com

[linkedin.com/company/szaboscandic](https://www.linkedin.com/company/szaboscandic)

FHL2 monoclonal antibody (M01), clone 2G3-1A5

Catalog # : H00002274-M01

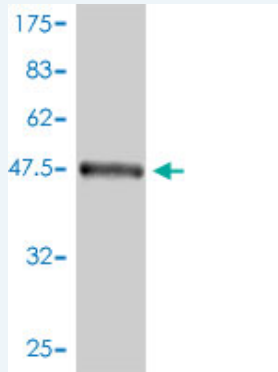
規格 : [100 ug]

[List All](#)

Specification

Product Description:	Mouse monoclonal antibody raised against a full length recombinant FHL2.
Immunogen:	FHL2 (AAH14397, 1 a.a. ~ 279 a.a) full-length recombinant protein with GST tag. MW of the GST tag alone is 26 KDa.
Sequence:	MTERFDCHHCNESLFGKKYILREESPYCVVCFETLFAANTCEECGKPIGC DCKDLSYKDRHWHEACFHCSQCRNSLVDPFAAKEDQLLCTDCYSNEY SSKQCECKKTIMPGTRKMEYKGSWHETCFICHRCQQPIGTKSFIPKDN QNFVCVPCYEKQHMQCVQCKPITGGVTYREQPWHKECFVCTACRK QLSGQRFTARDDFAAYCLNCFCDLYAKKAGCTNPISGLGGTKYISFEER QWHNDCFNCKKCSLSLVGRGFLTERDDILCPDCGKDI
Host:	Mouse
Reactivity:	Human
Isotype:	IgG1 kappa

Quality Control Testing: Antibody Reactive Against Recombinant Protein.



Western Blot detection against Immunogen (56.43 KDa) .

Storage Buffer: In 1x PBS, pH 7.4

Storage Instruction: Store at -20°C or lower. Aliquot to avoid repeated freezing and thawing.

MSDS: [Download](#)

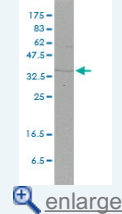
Datasheet: [Download](#)

Applications

Western Blot (Cell lysate)

Application Image

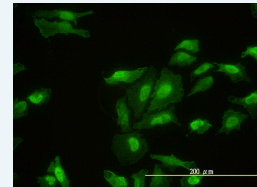
Western Blot (Cell lysate)



[enlarge](#)

Western Blot (Recombinant protein)

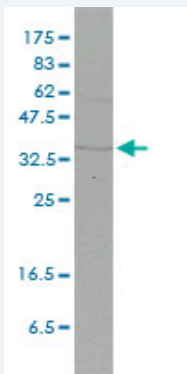
Immunofluorescence



[enlarge](#)

Sandwich ELISA (Recombinant protein)

ELISA



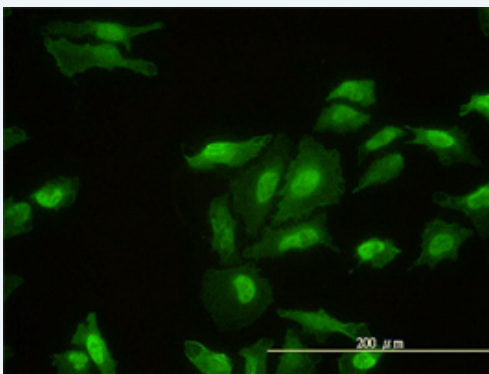
FHL2 monoclonal antibody (M01), clone 2G3-1A5 Western Blot analysis of FHL2 expression in HeLa (Cat # L013V1).

[Protocol Download](#)

Western Blot (Recombinant protein)

[Protocol Download](#)

Immunofluorescence



[enlarge this image](#)

Immunofluorescence of monoclonal antibody to FHL2 on HeLa cell. [antibody concentration 10 ug/ml]

[Protocol Download](#)

Sandwich ELISA (Recombinant protein)

Detection limit for recombinant GST tagged FHL2 is approximately 0.03ng/ml as a capture antibody.

[Protocol Download](#)

ELISA

Gene Information

Entrez GeneID: [2274](#)

GeneBank [BC014397](#)
Accession#:

Protein [AAH14397](#)
Accession#:

Gene Name: FHL2

Gene Alias: AAG11,DRAL,SLIM3

Gene Description: four and a half LIM domains 2

Omim ID: [602633](#)

Gene Ontology: [Hyperlink](#)

Gene Summary: LIM proteins contain a highly conserved double zinc finger motif called

the LIM domain.[supplied by OMIM

Other aging-associated gene 11,down-regulated in rhabdomyosarcoma LIM
Designations: protein,four and a half LIM-domain protein 2

[服務條款](#) | [隱私權政策](#) | [著作及商標](#) | [網站地圖](#)

©2016 亞諾法生技股份有限公司 Abnova Corporation. 版權所有.