



SZABO SCANDIC

Part of Europa Biosite

Produktinformation



Forschungsprodukte & Biochemikalien



Zellkultur & Verbrauchsmaterial



Diagnostik & molekulare Diagnostik



Laborgeräte & Service

Weitere Information auf den folgenden Seiten!
See the following pages for more information!



Lieferung & Zahlungsart

siehe unsere [Liefer- und Versandbedingungen](#)

Zuschläge

- Mindermengenzuschlag
- Trockeneiszuschlag
- Gefahrgutzuschlag
- Expressversand

SZABO-SCANDIC HandelsgmbH

Quellenstraße 110, A-1100 Wien

T. +43(0)1 489 3961-0

F. +43(0)1 489 3961-7

mail@szabo-scandic.com

www.szabo-scandic.com

[linkedin.com/company/szaboscandic](https://www.linkedin.com/company/szaboscandic) 

FHL3 purified MaxPab mouse polyclonal antibody (B02P) MaxPab®

Catalog # : H00002275-B02P

規格 : [50 ug]

[List All](#)

Specification

Product Description: Mouse polyclonal antibody raised against a full-length human FHL3 protein.

Immunogen: FHL3 (NP_004459.2, 1 a.a. ~ 280 a.a) full-length human protein.

Sequence:
 MSESFDCAKCNESLYGRKYIQTDSGPYCVPCYDNTFANTCAECQQLIGH
 DSRELFYEDRHFHEGCFRCCRCQRSLADEPFTCQDSELLCNDYCSAF
 SSQCSACGETVMPGSRKLEYGGQTWHEHCFLCSGCEQPLGSRSFVPD
 KGAHYCVPCYENKFAPRCARCSKLTQGGVTYRDQPWHRECLVCTGC
 QTPLAGQQFTSRDEDPYCVACFGELFAPKCSSCKRPVGLGGGKYVSF
 EDRHWHHNCFCSCARCSTSLVGQGFVPDGDQVLCQGCSQAGP

Host: Mouse

Reactivity: Human

Quality Control Testing: Antibody reactive against mammalian transfected lysate.


Storage Buffer: In 1x PBS, pH 7.4

Storage Instruction: Store at -20°C or lower. Aliquot to avoid repeated freezing and thawing.

Datasheet:  [Download](#)

Applications


Western Blot (Transfected lysate)



Western Blot analysis of FHL3 expression in transfected 293T cell line (H00002275-T01) by FHL3 MaxPab polyclonal antibody.

Lane 1: FHL3 transfected lysate(30.8 KDa).

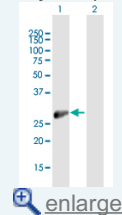
Lane 2: Non-transfected lysate.

 [Protocol Download](#)

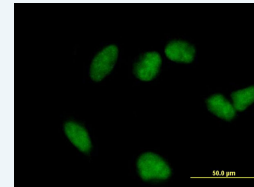
Immunofluorescence

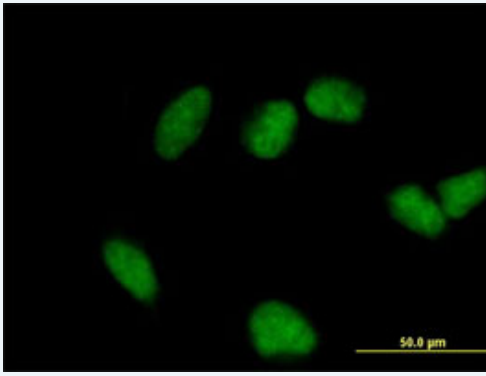
Application Image

Western Blot (Transfected lysate)



Immunofluorescence





[enlarge this image](#)

Immunofluorescence of purified MaxPab antibody to FHL3 on HeLa cell. [antibody concentration 10 ug/ml]

 [Protocol Download](#)

Gene Information

Entrez GeneID: [2275](#)

GeneBank Accession#: [NM_004468.3](#)

Protein Accession#: [NP_004459.2](#)

Gene Name: FHL3

Gene Alias: MGC19547,MGC23614,MGC8696,SLIM2

Gene Description: four and a half LIM domains 3

Omim ID: [602790](#)

Gene Ontology: [Hyperlink](#)

Gene Summary: LIM proteins are defined by the possession of a highly conserved double zinc finger motif called the LIM domain.[supplied by OMIM]

Other Designations: LIM-only protein FHL3,OTTHUMP00000004724

Related Disease

[Disease Progression](#) [Disease Susceptibility](#) [HIV Infections](#)

[服務條款](#) | [隱私權政策](#) | [著作及商標](#) | [網站地圖](#)

©2016 亞諾法生技股份有限公司 Abnova Corporation. 版權所有.