



SZABO SCANDIC

Part of Europa Biosite

Produktinformation



Forschungsprodukte & Biochemikalien



Zellkultur & Verbrauchsmaterial



Diagnostik & molekulare Diagnostik



Laborgeräte & Service

Weitere Information auf den folgenden Seiten!
See the following pages for more information!



Lieferung & Zahlungsart

siehe unsere [Liefer- und Versandbedingungen](#)

Zuschläge

- Mindermengenzuschlag
- Trockeneiszuschlag
- Gefahrgutzuschlag
- Expressversand

SZABO-SCANDIC HandelsgmbH

Quellenstraße 110, A-1100 Wien

T. +43(0)1 489 3961-0

F. +43(0)1 489 3961-7

mail@szabo-scandic.com

www.szabo-scandic.com

[linkedin.com/company/szaboscandic](https://www.linkedin.com/company/szaboscandic) 

FKBP5 purified MaxPab mouse polyclonal antibody (B01P) MaxPab®

Catalog # : H00002289-B01P

規格 : [50 ug]

[List All](#)

Specification

Product Description:	Mouse polyclonal antibody raised against a full-length human FKBP5 protein.
Immunogen:	FKBP5 (NP_004108.1, 1 a.a. ~ 457 a.a) full-length human protein.
Sequence:	MTTDEGAKNNEESPTATVAEQGEDITSKKDRGVLKMKRVGNGEETPMI GDKVYVHYKGLSNGKKFDSSSHDRNEPFVSLGKGGQVIKAWDIGVATMK KGEICHLCKPEYAYGSAGSLPKIPSNATLFFEIELLDFKGEDLFEDGGIIR RTKRKGEYGNPNEGATVEIHLEGRCCGRMFDCRDVAFVVGEGEDHDI PIGIDKALEKMQREEQCILYLGPRYGFGEAGKPKFGIEPNAELIYEVTLKS FEKAKESWEMDTKEKLEQAIVKEKGTVYFKGGKYMQAIVIQYKIVSWL EMEYGLSEKESKASESFLAFLNLAMCYLKLREYTKAVECCDKALGLD SANEKGLYRRGEAQLLMNEFESAKGDFEKVLEVNPNQKAARLQISMCKQ KAKEHNERDRRIYANMFKKFAEQDAKEEANKAMGKKTSEGVITNEKGTDS QAMEEEKPEGHV
Host:	Mouse
Reactivity:	Human
Quality Control Testing:	Antibody reactive against mammalian transfected lysate.
Storage Buffer:	In 1x PBS, pH 7.4
Storage Instruction:	Store at -20°C or lower. Aliquot to avoid repeated freezing and thawing.
MSDS:	Download
Datasheet:	Download

Publication Reference

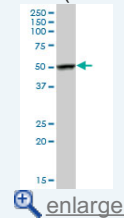
- [FKBP51 employs both scaffold and isomerase functions to promote NF-κB activation in melanoma.](#)
Romano S, Xiao Y, Nakaya M, D'Angelillo A, Chang M, Jin J, Hausch F, Masullo M, Feng X, Romano MF, Sun SC. *Nucleic Acids Res.* 2015 Jun 22. [Epub ahead of print]
- [FKBP51 increases the tumour-promoter potential of TGF-beta.](#)
Romano S. *Clin Transl Med.* 2014 Jan 27;3(1):1. doi: 10.1186/2001-1326-3-1.
- [FK506 binding protein 51 positively regulates melanoma stemness and metastatic potential.](#)
Romano S, Staibano S, Greco A, Brunetti A, Nappo G, Ilardi G, Martinelli R, Sorrentino A, Di Pace A, Mascolo M, Bisogni R, Scalvenzi M, Alfano B, Romano MF. *Cell Death Dis.* 2013 Apr 4;4:e578. doi: 10.1038/cddis.2013.109.

Applications

Western Blot (Tissue lysate)

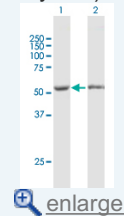
Application Image

Western Blot (Tissue lysate)



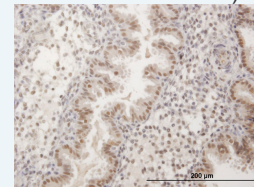
[enlarge](#)

Western Blot (Transfected lysate)



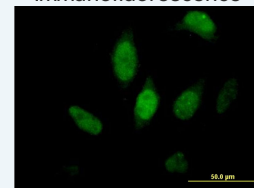
[enlarge](#)

Immunohistochemistry (Formalin/PFA-fixed paraffin-embedded sections)

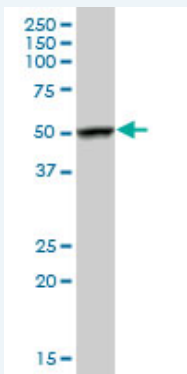


[enlarge](#)

Immunofluorescence



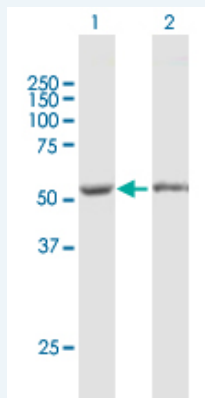
[enlarge](#)



FKBP5 MaxPab polyclonal antibody. Western Blot analysis of FKBP5 expression in human placenta.

[Protocol Download](#)

Western Blot (Transfected lysate)



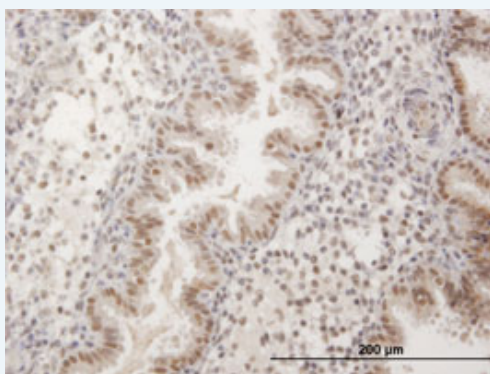
Western Blot analysis of FKBP5 expression in transfected 293T cell line ([H00002289-T01](#)) by FKBP5 MaxPab polyclonal antibody.

Lane 1: FKBP5 transfected lysate(50.27 kDa).

Lane 2: Non-transfected lysate.

[Protocol Download](#)

Immunohistochemistry (Formalin/PFA-fixed paraffin-embedded sections)

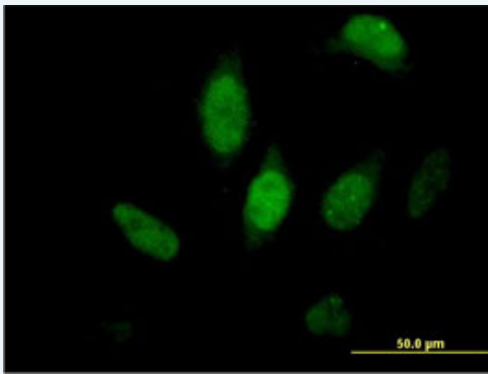


[enlarge this image](#)

Immunoperoxidase of purified MaxPab antibody to FKBP5 on formalin-fixed paraffin-embedded human endometrium. [antibody concentration 3 ug/ml]

[Protocol Download](#)

Immunofluorescence



[enlarge this image](#)

Immunofluorescence of purified MaxPab antibody to FKBP5 on HeLa cell. [antibody concentration 10 ug/ml]

 [Protocol Download](#)

Gene Information

Entrez GeneID: [2289](#)

GeneBank [NM_004117.2](#)

Accession#:

Protein [NP_004108.1](#)

Accession#:

Gene Name: FKBP5

Gene Alias: FKBP51,FKBP54,MGC111006,P54,PPlase,Ptg-10

Gene FK506 binding protein 5

Description:

Omim ID: [602623](#), [608516](#)

Gene Ontology: [Hyperlink](#)

Gene Summary: The protein encoded by this gene is a member of the immunophilin protein family, which play a role in immunoregulation and basic cellular processes involving protein folding and trafficking. This encoded protein is a cis-trans prolyl isomerase that binds to the immunosuppressants FK506 and rapamycin. It is thought to mediate calcineurin inhibition. It also interacts functionally with mature hetero-oligomeric progesterone receptor complexes along with the 90 kDa heat shock protein and P23 protein. This gene has been found to have multiple polyadenylation sites. Alternative splicing results in multiple transcript variants.[provided by RefSeq]

Other Designations: 51 kDa FK506-binding protein 5,54 kDa progesterone receptor-associated immunophilin,FF1 antigen,FK506-binding protein 5,HSP90-binding immunophilin,OTTHUMP00000016268,T-cell FK506-binding protein,peptidylprolyl cis-trans isomerase,rotamase

Related Disease

[Addison Disease](#) [Alcoholism](#) [Anxiety Disorders](#) [Asthma](#) [Asthma](#) [Bipolar Disorder](#) [Depressive Disorder](#) [Depressive Disorder, Major](#) [Dysthymic Disorder](#) [Genetic Predisposition to Disease](#) [Glaucoma, Open-Angle](#) [HIV Infections](#) [Inflammation](#) [Mood Disorders](#) [Personality Inventory](#) [Personality Tests](#) [Recurrence](#) [Stress Disorders, Post-Traumatic](#) [Stress, Psychological](#)

... see more

