



SZABO SCANDIC

Part of Europa Biosite

Produktinformation



Forschungsprodukte & Biochemikalien



Zellkultur & Verbrauchsmaterial



Diagnostik & molekulare Diagnostik



Laborgeräte & Service

Weitere Information auf den folgenden Seiten!
See the following pages for more information!



Lieferung & Zahlungsart

siehe unsere [Liefer- und Versandbedingungen](#)

Zuschläge

- Mindermengenzuschlag
- Trockeneiszuschlag
- Gefahrgutzuschlag
- Expressversand

SZABO-SCANDIC HandelsgmbH

Quellenstraße 110, A-1100 Wien

T. +43(0)1 489 3961-0

F. +43(0)1 489 3961-7

mail@szabo-scandic.com

www.szabo-scandic.com

[linkedin.com/company/szaboscandic](https://www.linkedin.com/company/szaboscandic)

FKBP5 purified MaxPab rabbit polyclonal antibody (D01P) MaxPab®

Catalog # : H00002289-D01P

規格 : [100 ug]


[List All](#)

Specification

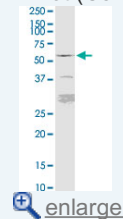
Product Description:	Rabbit polyclonal antibody raised against a full-length human FKBP5 protein.
Immunogen:	FKBP5 (NP_004108.1, 1 a.a. ~ 457 a.a) full-length human protein.
Sequence:	MTTDEGAKNNEESPTATVAEQGEDITSKKDRGVLKIVKRVNGEETPMI GDKVYVHYKGLSNGKKFDSSHDRNEPFVSLGKGQVIKAWDIGVATMK KGEICHLCKPEYAYGSAGSLPKIPSNATLFFEIELLDFKGEDLFEDGGIIR RTKRKGEYSNPNEGATVEIHLEGRGCGGRMFDCRDVAFVGEGEDHDI PIGIDKALEKMQREEQCILYLGPRYGFGEAGKPKFGIEPNAELIYEVTLKS FEKAKESWEMDTKEKLEQAIVKEKGTVYFKGGKYMQAIVIQYKIVSWL EMEYGLSEKESKASESFLAFLNLAMCYLKLREYTKAVECCDKALGLD SANEKGLYRRGEAQLLMNEFESAKGDFEKVLEVNPNQKAARLQISMCQK KAKEHNERDRRIYANMFKKFAEQDAKEEANKAMGKKTSEGVINEKGTDS QAMEEEKPEGHV
Host:	Rabbit
Reactivity:	Human
Quality Control Testing:	Antibody reactive against mammalian transfected lysate.
Storage Buffer:	In 1x PBS, pH 7.4
Storage Instruction:	Store at -20°C or lower. Aliquot to avoid repeated freezing and thawing.
MSDS:	Download
Datasheet:	Download

Application Image

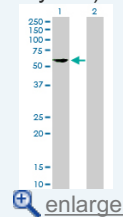
Western Blot (Tissue lysate)



Western Blot (Cell lysate)

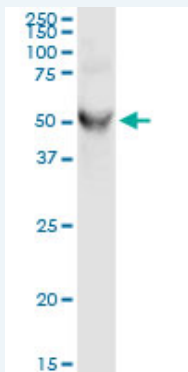


Western Blot (Transfected lysate)



Applications

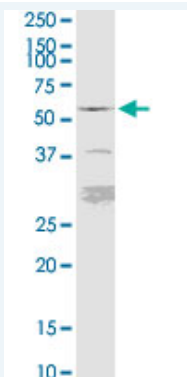
Western Blot (Tissue lysate)



FKBP5 MaxPab rabbit polyclonal antibody. Western Blot analysis of FKBP5 expression in human colon.

[Protocol Download](#)

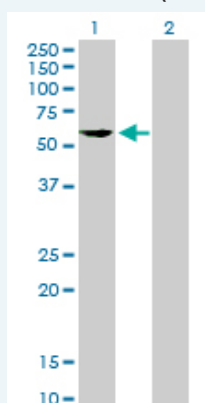
Western Blot (Cell lysate)



FKBP5 MaxPab rabbit polyclonal antibody. Western Blot analysis of FKBP5 expression in K-562.

 [Protocol Download](#)


Western Blot (Transfected lysate)



Western Blot analysis of FKBP5 expression in transfected 293T cell line ([H00002289-T01](#)) by FKBP5 MaxPab polyclonal antibody.

Lane 1: FKBP5 transfected lysate(51.20 KDa).

Lane 2: Non-transfected lysate.

 [Protocol Download](#)

Gene Information

Entrez GeneID: [2289](#)

GeneBank [NM_004117.2](#)

Accession#:

Protein [NP_004108.1](#)

Accession#:

Gene Name: FKBP5

Gene Alias: FKBP51,FKBP54,MGC111006,P54,PPlase,Ptg-10

Gene FK506 binding protein 5

Description:

Omim ID: [602623](#), [608516](#)

Gene Ontology: [Hyperlink](#)

Gene Summary: The protein encoded by this gene is a member of the immunophilin protein family, which play a role in immunoregulation and basic cellular processes involving protein folding and trafficking. This encoded protein is a cis-trans prolyl isomerase that binds to the immunosuppressants FK506 and rapamycin. It is thought to mediate calcineurin inhibition. It also interacts functionally with mature hetero-oligomeric progesterone receptor complexes along with the 90 kDa heat shock protein and P23 protein. This gene has been found to have multiple polyadenylation

sites. Alternative splicing results in multiple transcript variants.[provided by RefSeq

Other Designations: 51 kDa FK506-binding protein 5,54 kDa progesterone receptor-associated immunophilin,FF1 antigen,FK506-binding protein 5,HSP90-binding immunophilin,OTTHUMP00000016268,T-cell FK506-binding protein,peptidylprolyl cis-trans isomerase,rotamase

Related Disease

[Addison Disease](#) [Alcoholism](#) [Anxiety Disorders](#) [Asthma](#) [Asthma](#) [Bipolar Disorder](#) [Depressive Disorder](#) [Depressive Disorder, Major](#) [Dysthymic Disorder](#) [Genetic Predisposition to Disease](#) [Glaucoma, Open-Angle](#) [HIV Infections](#) [Inflammation](#) [Mood Disorders](#) [Personality Inventory](#) [Personality Tests](#) [Recurrence](#) [Stress Disorders, Post-Traumatic](#) [Stress, Psychological](#)

... see more

[服務條款](#) | [隱私權政策](#) | [著作及商標](#) | [網站地圖](#)

©2016 亞諾法生技股份有限公司 Abnova Corporation. 版權所有.