



SZABO SCANDIC

Part of Europa Biosite

Produktinformation



Forschungsprodukte & Biochemikalien



Zellkultur & Verbrauchsmaterial



Diagnostik & molekulare Diagnostik



Laborgeräte & Service

Weitere Information auf den folgenden Seiten!
See the following pages for more information!



Lieferung & Zahlungsart

siehe unsere [Liefer- und Versandbedingungen](#)

Zuschläge

- Mindermengenzuschlag
- Trockeneiszuschlag
- Gefahrgutzuschlag
- Expressversand

SZABO-SCANDIC HandelsgmbH

Quellenstraße 110, A-1100 Wien

T. +43(0)1 489 3961-0

F. +43(0)1 489 3961-7

mail@szabo-scandic.com

www.szabo-scandic.com

[linkedin.com/company/szaboscandic](https://www.linkedin.com/company/szaboscandic) 

FKBP5 monoclonal antibody (M01), clone 3D10-1G11

Catalog # : H00002289-M01

規格 : [100 ug]

[List All](#)

Specification

Product Description:	Mouse monoclonal antibody raised against a full-length recombinant FKBP5.
Immunogen:	FKBP5 (AAH42605, 1 a.a. ~ 457 a.a) full-length recombinant protein with GST tag. MW of the GST tag alone is 26 KDa.
Sequence:	MTTDEGAKNNEESPTATVAEQGEDITSKKDRGVLKIVKRVNGEETPMI GDKVYVHYK GKLSNGKKFDSSHDRNEPFVSLGKGVKAWDIGVATMK KGEICHL LCKPEYAYGSAGSLPKIPSNATLFFEIELLDFKGEDLFEDGGIIR RTKRKGE GYSNPNEGATVEIHLEGRCGGRMFDCRDVAFVGEGEDHDI PIGIDKALEKMQREEQCILYLGPYGFGEAGPKFGIEPNAELIYEVTLKS FEKAKESWEMDTKEKLEQAAIVKEKGTVYFKGGKYMQA VIQY GKIVSWL EMEYGLSEKESKASESFLA AFLNLAMCYLKLREYTKAVECCDKALGLD SAN EKGLYRRGEAQLLMNEFESAKGDFEKVLEVNPNQNAARLQISMCQK KAKEHNERDRRIYANMFKKFAEQDAKEEANKAMGKKTSEGV TNEKGTDS QAMEEEKPEGHV
Host:	Mouse
Reactivity:	Human
Isotype:	IgG1 Kappa
Quality Control Testing:	Antibody Reactive Against Recombinant Protein.
Storage Buffer:	In 1x PBS, pH 7.4
Storage Instruction:	Store at -20°C or lower. Aliquot to avoid repeated freezing and thawing.
MSDS:	Download
Datasheet:	Download

Publication Reference


1. [Org 214007-0: a novel non-steroidal selective glucocorticoid receptor modulator with full anti-inflammatory properties and improved therapeutic index.](#)
van Lierop MJ, Alkema W, Laskewitz AJ, Dijkema R, van der Maaden HM, Smit MJ, Plate R, Conti PG, Jans CG, Timmers CM, van Boeckel CA, Lusher SJ, McGuire R, van Schaik RC, de Vlieg J, Smeets RL, Hofstra CL, Boots AM, van Duin M, Ingelse BA, Schoonen WG, Grefhorst A, van Dijk TH, Kuipers F, Dokter WH. PLoS One. 2012;7(11):e48385. doi: 10.1371/journal.pone.0048385. Epub 2012 Nov 12.

Applications

Western Blot (Cell lysate)

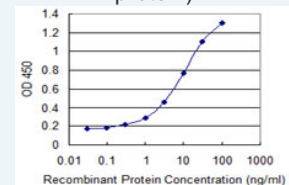
Application Image

Western Blot (Cell lysate)




[enlarge](#)

Sandwich ELISA (Recombinant protein)



[enlarge](#)

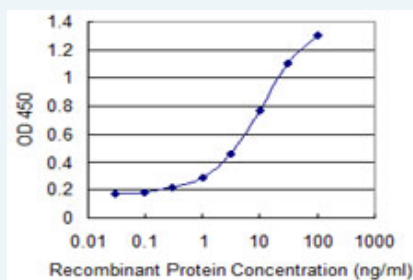
ELISA




FKBP5 monoclonal antibody (M01), clone 3D10-1G11 Western Blot analysis of FKBP5 expression in COLO 320 HSR (Cat # L020V1).

 [Protocol Download](#)

Sandwich ELISA (Recombinant protein)



Detection limit for recombinant GST tagged FKBP5 is 0.1 ng/ml as a capture antibody.

 [Protocol Download](#)

ELISA

Gene Information

Entrez GeneID: [2289](#)

GeneBank [BC042605](#)

Accession#:

Protein [AAH42605](#)

Accession#:

Gene Name: FKBP5

Gene Alias: FKBP51,FKBP54,MGC111006,P54,PPlase,Ptg-10

Gene Description: FK506 binding protein 5

Description:

Omim ID: [602623](#), [608516](#)

Gene Ontology: [Hyperlink](#)

Gene Summary: The protein encoded by this gene is a member of the immunophilin protein family, which play a role in immunoregulation and basic cellular processes involving protein folding and trafficking. This encoded protein is a cis-trans prolyl isomerase that binds to the immunosuppressants FK506 and rapamycin. It is thought to mediate calcineurin inhibition. It also interacts functionally with mature hetero-oligomeric progesterone receptor complexes along with the 90 kDa heat shock protein and P23 protein. This gene has been found to have multiple polyadenylation sites. Alternative splicing results in multiple transcript variants.[provided by RefSeq]

Other Designations: 51 kDa FK506-binding protein 5,54 kDa progesterone receptor-associated immunophilin,FF1 antigen,FK506-binding protein 5,HSP90-

binding immunophilin,OTTHUMP00000016268,T-cell FK506-binding protein,peptidylprolyl cis-trans isomerase,rotamase

Related Disease

[Addison Disease](#) [Alcoholism](#) [Anxiety Disorders](#) [Asthma](#) [Asthma](#) [Bipolar Disorder](#)
[Depressive Disorder](#) [Depressive Disorder, Major](#) [Dysthymic Disorder](#)
[Genetic Predisposition to Disease](#) [Glaucoma, Open-Angle](#) [HIV Infections](#) [Inflammation](#)
[Mood Disorders](#) [Personality Inventory](#) [Personality Tests](#) [Recurrence](#)
[Stress Disorders, Post-Traumatic](#) [Stress, Psychological](#)

... see more

[服務條款](#) | [隱私權政策](#) | [著作及商標](#) | [網站地圖](#)

©2016 亞諾法生技股份有限公司 Abnova Corporation. 版權所有.