



# SZABO SCANDIC

Part of Europa Biosite

## Produktinformation



Forschungsprodukte & Biochemikalien



Zellkultur & Verbrauchsmaterial



Diagnostik & molekulare Diagnostik



Laborgeräte & Service

Weitere Information auf den folgenden Seiten!  
See the following pages for more information!



### Lieferung & Zahlungsart

siehe unsere [Liefer- und Versandbedingungen](#)

### Zuschläge

- Mindermengenzuschlag
- Trockeneiszuschlag
- Gefahrgutzuschlag
- Expressversand

### SZABO-SCANDIC HandelsgmbH

Quellenstraße 110, A-1100 Wien

T. +43(0)1 489 3961-0

F. +43(0)1 489 3961-7

[mail@szabo-scandic.com](mailto:mail@szabo-scandic.com)

[www.szabo-scandic.com](http://www.szabo-scandic.com)

[linkedin.com/company/szaboscandic](https://www.linkedin.com/company/szaboscandic) 

**FOXD1 purified MaxPab mouse polyclonal antibody (B01P)** MaxPab®

Catalog # : H00002297-B01P

規格 : [ 50 ug ]

[List All](#)

**Specification**

**Product Description:** Mouse polyclonal antibody raised against a full-length human FOXD1 protein.

**Immunogen:** FOXD1 (AAI60026.1, 1 a.a. ~ 465 a.a) full-length human protein.

**Sequence:**  
 MTLSTEMSDASGLAEETDIDVVGEGEDEDEEEEDDDEGGGGGPR LAV  
 PAQR RRRRRRSYAGEDELEDLEEEEDDDILLAPPAGGSPAPPGPAPAA  
 GAGAGGGGGGGGAGGGGSAGSGAKNPLVKPPYSYIALITMAILQSPKK  
 RLTLSEICEFISGRFPYYREKFFAWQNSIRHNSLND CFVKIPREPGNPGK  
 GNYWTLDPESADMFDNGSFLRRRKRFRQPLLPPNAAAAESLLRGAG  
 AAGGAGDPAAAAALFPPAPPPPHAYGYGPGYGCYGLQLPPYAPPSAL  
 FAAAAAAAAAAAFHPHSPPPPPPHGA AELARTAFGYRPHPLGAALPG  
 PLPASA AKAGGPGASALARS PF SIESIIGGSLGPAAAAAAAAQAAAAQA  
 SPSPSPVAAPPAGSSGGCAAQAAVGPAAALTRSLVAAAAAAAASSVSS  
 SAALGTLHQGTALSSVENFTARISNC

**Host:** Mouse

**Reactivity:** Human

**Quality Control Testing:** Antibody reactive against mammalian transfected lysate.

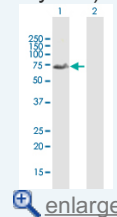
**Storage Buffer:** In 1x PBS, pH 7.4

**Storage Instruction:** Store at -20°C or lower. Aliquot to avoid repeated freezing and thawing.

**Datasheet:**  [Download](#)

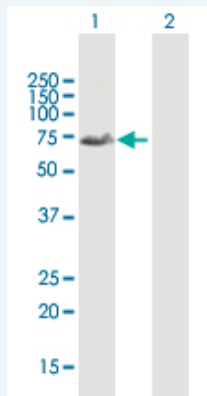
**Application Image**

Western Blot (Transfected lysate)




**Applications**

Western Blot (Transfected lysate)



Western Blot analysis of FOXD1 expression in transfected 293T cell line (H00002297-T01) by FOXD1 MaxPab polyclonal antibody.

Lane 1: FOXD1 transfected lysate(51.15 KDa).  
 Lane 2: Non-transfected lysate.

 [Protocol Download](#)

## Gene Information

---

**Entrez GeneID:** [2297](#)

---

**GeneBank  
Accession#:** [BC160026.1](#)

---

**Protein  
Accession#:** [AAI60026.1](#)

---

**Gene Name:** FOXD1

---

**Gene Alias:** FKHL8,FREAC4

---

**Gene  
Description:** forkhead box D1

---

**Omim ID:** [601091](#)

---

**Gene Ontology:** [Hyperlink](#)

---

**Gene Summary:** This intronless gene belongs to the forkhead family of transcription factors which is characterized by a distinct forkhead domain. The specific function of this gene has not yet been determined; however, it may play a role in tumor formation. [provided by RefSeq]

---

**Other  
Designations:** Forkhead, drosophila, homolog-like 8, forkhead-like 8, forkhead-related activator 4

---

---

[服務條款](#) | [隱私權政策](#) | [著作及商標](#) | [網站地圖](#)

©2016 亞諾法生技股份有限公司 Abnova Corporation. 版權所有.