



# SZABO SCANDIC

Part of Europa Biosite

## Produktinformation



Forschungsprodukte & Biochemikalien



Zellkultur & Verbrauchsmaterial



Diagnostik & molekulare Diagnostik



Laborgeräte & Service

Weitere Information auf den folgenden Seiten!  
See the following pages for more information!



### Lieferung & Zahlungsart

siehe unsere [Liefer- und Versandbedingungen](#)

### Zuschläge

- Mindermengenzuschlag
- Trockeneiszuschlag
- Gefahrgutzuschlag
- Expressversand

### SZABO-SCANDIC HandelsgmbH

Quellenstraße 110, A-1100 Wien

T. +43(0)1 489 3961-0

F. +43(0)1 489 3961-7

[mail@szabo-scandic.com](mailto:mail@szabo-scandic.com)

[www.szabo-scandic.com](http://www.szabo-scandic.com)

[linkedin.com/company/szaboscandic](https://www.linkedin.com/company/szaboscandic) 

## FOXD1 monoclonal antibody (M01), clone 2C10

Catalog # : H00002297-M01

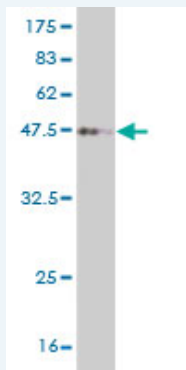
規格 : [ 100 ug ]

[List All](#)

### Specification

<b>Product Description:</b>	Mouse monoclonal antibody raised against a partial recombinant FOXD1.
<b>Immunogen:</b>	FOXD1 (NP_004463, 1 a.a. ~ 90 a.a) partial recombinant protein with GST tag. MW of the GST tag alone is 26 KDa.
<b>Sequence:</b>	MTLSTEMSDASGLAEETDIDVGEGEDEEEDDDDEGGGGPRLAV PAQRRRRRRSYAGEDELEDLEEEEDDDILLAPPAGGSPAPP
<b>Host:</b>	Mouse
<b>Reactivity:</b>	Human
<b>Isotype:</b>	IgG2b Kappa

**Quality Control Testing:** Antibody Reactive Against Recombinant Protein.



Western Blot detection against Immunogen (36.01 KDa) .

**Storage Buffer:** In 1x PBS, pH 7.4

**Storage Instruction:** Store at -20°C or lower. Aliquot to avoid repeated freezing and thawing.

**MSDS:** [Download](#)

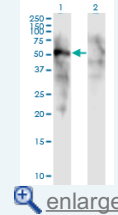
**Datasheet:** [Download](#)

### Applications

**Western Blot (Transfected lysate)**

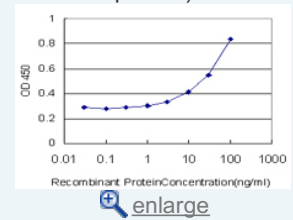
### Application Image

Western Blot (Transfected lysate)

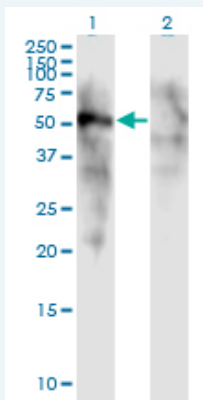


Western Blot (Recombinant protein)

Sandwich ELISA (Recombinant protein)



ELISA



Western Blot analysis of FOXD1 expression in transfected 293T cell line by FOXD1 monoclonal antibody (M01), clone 2C10.

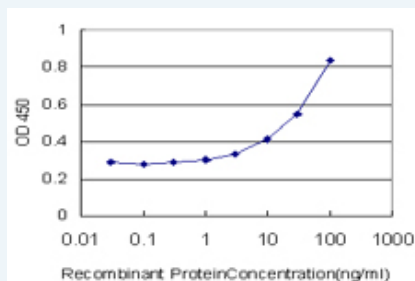
Lane 1: FOXD1 transfected lysate (Predicted MW: 51.15 KDa).  
Lane 2: Non-transfected lysate.

[Protocol Download](#)

### Western Blot (Recombinant protein)

[Protocol Download](#)

### Sandwich ELISA (Recombinant protein)



Detection limit for recombinant GST tagged FOXD1 is approximately 1 ng/ml as a capture antibody.

[Protocol Download](#)

### ELISA

### Gene Information

Entrez GeneID: [2297](#)

GeneBank [NM\\_004472](#)  
Accession#:

Protein [NP\\_004463](#)  
Accession#:

Gene Name: FOXD1

Gene Alias: FKHL8, FREAC4

Gene Description: forkhead box D1

Omim ID: [601091](#)

Gene Ontology: [Hyperlink](#)

**Gene Summary:** This intronless gene belongs to the forkhead family of transcription factors which is characterized by a distinct forkhead domain. The specific function of this gene has not yet been determined; however, it may play a role in tumor formation. [provided by RefSeq]

**Other** Forkhead, drosophila, homolog-like 8, forkhead-like 8, forkhead-related  
**Designations:** activator 4

---

---

[服務條款](#) | [隱私權政策](#) | [著作及商標](#) | [網站地圖](#)

©2016 亞諾法生技股份有限公司 Abnova Corporation. 版權所有.