



SZABO SCANDIC

Part of Europa Biosite

Produktinformation



Forschungsprodukte & Biochemikalien



Zellkultur & Verbrauchsmaterial



Diagnostik & molekulare Diagnostik



Laborgeräte & Service

Weitere Information auf den folgenden Seiten!
See the following pages for more information!



Lieferung & Zahlungsart

siehe unsere [Liefer- und Versandbedingungen](#)

Zuschläge

- Mindermengenzuschlag
- Trockeneiszuschlag
- Gefahrgutzuschlag
- Expressversand

SZABO-SCANDIC HandelsgmbH

Quellenstraße 110, A-1100 Wien

T. +43(0)1 489 3961-0

F. +43(0)1 489 3961-7

mail@szabo-scandic.com

www.szabo-scandic.com

[linkedin.com/company/szaboscandic](https://www.linkedin.com/company/szaboscandic) 



FOX11 purified MaxPab mouse polyclonal antibody (B02P) MaxPab®

Catalog # : H00002299-B02P

規格 : [50 ug]

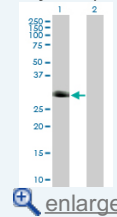
[List All](#)

Specification

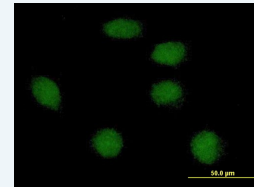
Product Description:	Mouse polyclonal antibody raised against a full-length human FOX11 protein.
Immunogen:	FOX11 (NP_658982.1, 1 a.a. ~ 283 a.a) full-length human protein.
Sequence:	MSSF D L P A P S P P R C S P Q F P S I G Q E P P E M N L Y E N F F H P Q G V P S P Q R P S F E G G E Y G A T P N P Y L W F N G P T M T P P P Y L P G P N A S P F L P Q A Y G V Q R P L L P S V S G L G G S D L G W L P I P S Q E E L M K L V R P P Y S Y S A I A M A I H G A P D K R L T L S Q I Y Q Y V A D N F P F Y N K S K A G W Q N S I R H N L S L N D C F K K V P R E D D P A Y V S G G S P T S H P L V T P G L S P E P S D K T G Q N S L T F N S F S P L T N L S N H S G G G D W A N P M P T N M L S Y G G S V L S Q F S P H F Y N S V N T S G V L Y P R E G T E V
Host:	Mouse
Reactivity:	Human
Quality Control Testing:	Antibody reactive against mammalian transfected lysate.
Storage Buffer:	In 1x PBS, pH 7.4
Storage Instruction:	Store at -20°C or lower. Aliquot to avoid repeated freezing and thawing.
MSDS:	 Download
Datasheet:	 Download

Application Image

Western Blot (Transfected lysate)

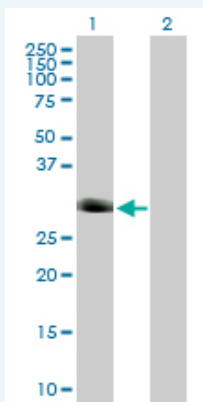


Immunofluorescence



Applications

Western Blot (Transfected lysate)

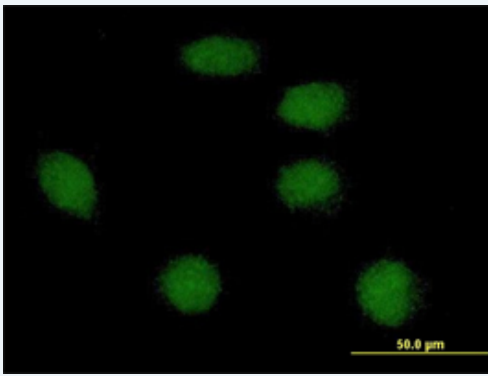


Western Blot analysis of FOX11 expression in transfected 293T cell line ([H00002299-T02](#)) by FOX11 MaxPab polyclonal antibody.

Lane 1: FOX11 transfected lysate(31.13 KDa).
Lane 2: Non-transfected lysate.

 [Protocol Download](#)

Immunofluorescence



[enlarge this image](#)

Immunofluorescence of purified MaxPab antibody to FOX1 on HeLa cell. [antibody concentration 10 ug/ml]

[Protocol Download](#)

Gene Information

Entrez GeneID: [2299](#)

**GeneBank
Accession#:** [NM_144769.1](#)

**Protein
Accession#:** [NP_658982.1](#)

Gene Name: FOX1

Gene Alias: FKH10,FKHL10,FREAC6,HFH3,MGC34197

**Gene
Description:** forkhead box l1

Omim ID: [600791](#), [601093](#)

Gene Ontology: [Hyperlink](#)

Gene Summary: This gene belongs to the forkhead family of transcription factors which is characterized by a distinct forkhead domain. The specific function of this gene has not yet been determined; however, it is possible that this gene plays an important role in the development of the cochlea and vestibulum, as well as embryogenesis. Mutations in this gene may be associated with the common cavity phenotype. Two transcript variants encoding different isoforms have been found for this gene. [provided by RefSeq]

**Other
Designations:** HNF-3/fork-head homolog-3,forkhead-like 10,forkhead-related activator 6,hepatocyte nuclear factor 3 forkhead homolog 3

Related Disease

[Hearing Loss, Unilateral Lymphedema](#)

[服務條款](#) | [隱私權政策](#) | [著作及商標](#) | [網站地圖](#)

©2016 亞諾法生技股份有限公司 Abnova Corporation. 版權所有.