



# SZABO SCANDIC

Part of Europa Biosite

## Produktinformation



Forschungsprodukte & Biochemikalien



Zellkultur & Verbrauchsmaterial



Diagnostik & molekulare Diagnostik



Laborgeräte & Service

Weitere Information auf den folgenden Seiten!  
See the following pages for more information!



### Lieferung & Zahlungsart

siehe unsere [Liefer- und Versandbedingungen](#)

### Zuschläge

- Mindermengenzuschlag
- Trockeneiszuschlag
- Gefahrgutzuschlag
- Expressversand

### SZABO-SCANDIC HandelsgmbH

Quellenstraße 110, A-1100 Wien

T. +43(0)1 489 3961-0

F. +43(0)1 489 3961-7

[mail@szabo-scandic.com](mailto:mail@szabo-scandic.com)

[www.szabo-scandic.com](http://www.szabo-scandic.com)

[linkedin.com/company/szaboscandic](https://www.linkedin.com/company/szaboscandic) 

## FOXC2 monoclonal antibody (M04), clone 1A8

Catalog # : H00002303-M04

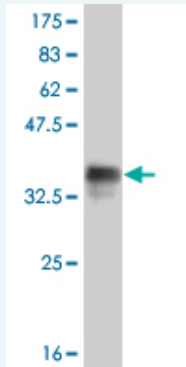
規格 : [ 100 ug ]

[List All](#)

### Specification

<b>Product Description:</b>	Mouse monoclonal antibody raised against a full length recombinant FOXC2.
<b>Immunogen:</b>	FOXC2 (NP_005242, 156 a.a. ~ 256 a.a) full length recombinant protein with GST tag. MW of the GST tag alone is 26 KDa.
<b>Sequence:</b>	FENGSLRRRRRFFKKKDVSKEKEERAHLKEPPPAASKGAPATPHLADAP KEAEKVKVISEAASPALPVITKVETLSPESALQGSRSAASTPAGSPDGS L
<b>Host:</b>	Mouse
<b>Reactivity:</b>	Human, Mouse, Rat
<b>Isotype:</b>	IgG2a Kappa

**Quality Control Testing:** Antibody Reactive Against Recombinant Protein.



Western Blot detection against Immunogen (37.11 KDa) .

**Storage Buffer:** In 1x PBS, pH 7.4

**Storage Instruction:** Store at -20°C or lower. Aliquot to avoid repeated freezing and thawing.

**MSDS:** [Download](#)

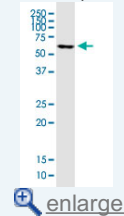
**Datasheet:** [Download](#)

### Applications

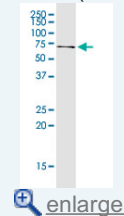
Western Blot (Cell lysate)

### Application Image

Western Blot (Cell lysate)

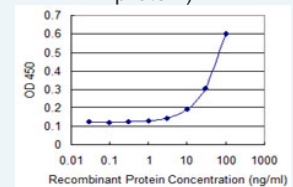


Western Blot (Cell lysate)



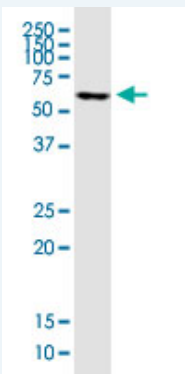
Western Blot (Recombinant protein)

Sandwich ELISA (Recombinant protein)



[enlarge](#)

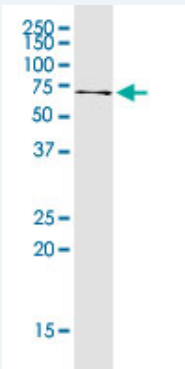
ELISA



FOXC2 monoclonal antibody (M04), clone 1A8. Western Blot analysis of FOXC2 expression in 293.

[Protocol Download](#)

#### Western Blot (Cell lysate)



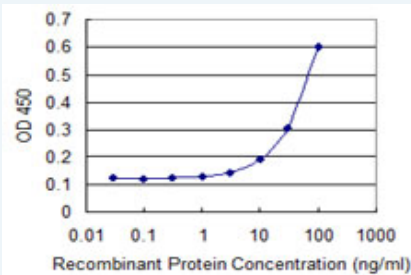
FOXC2 monoclonal antibody (M04), clone 1A8. Western Blot analysis of FOXC2 expression in NIH/3T3.

[Protocol Download](#)

#### Western Blot (Recombinant protein)

[Protocol Download](#)

#### Sandwich ELISA (Recombinant protein)



Detection limit for recombinant GST tagged FOXC2 is 3 ng/ml as a capture antibody.

[Protocol Download](#)

#### ELISA

#### Gene Information

Entrez GeneID: [2303](#)

GeneBank [NM\\_005251](#)

Accession#:

Protein [NP\\_005242](#)

Accession#:

Gene Name: FOXC2

Gene Alias: FKHL14,LD,MFH-1,MFH1

**Gene** forkhead box C2 (MFH-1, mesenchyme forkhead 1)

**Description:**

---

**Omim ID:** [153000](#), [153200](#), [153300](#), [153400](#), [602402](#)

---

**Gene Ontology:** [Hyperlink](#)

---

**Gene Summary:** This gene belongs to the forkhead family of transcription factors which is characterized by a distinct DNA-binding forkhead domain. The specific function of this gene has not yet been determined; however, it may play a role in the development of mesenchymal tissues. [provided by RefSeq]

---

**Other Designations:** MFH-1,mesenchyme forkhead 1,forkhead box C2,forkhead, Drosophila, homolog-like 14,forkhead-like 14

---

#### **Related Disease**

---

[Breast cancer](#) [Cardiovascular Diseases](#) [Chylothorax](#) [Cleft Lip](#) [Cleft Palate](#)  
[Diabetes Mellitus](#) [Diabetes Mellitus, Type 2](#) [Diabetes, Gestational](#)  
[Genetic Predisposition to Disease](#) [Hyperlipidemias](#) [Insulin Resistance](#) [Lymphangiectasis](#)  
[Lymphedema](#) [Metabolic Syndrome X](#) [Obesity](#) [Obesity](#) [Osteoporosis](#)  
[Polycystic Ovary Syndrome](#) [Renal Insufficiency, Chronic](#)

... see more

---

[服務條款](#) | [隱私權政策](#) | [著作及商標](#) | [網站地圖](#)

©2016 亞諾法生技股份有限公司 Abnova Corporation. 版權所有.