



SZABO SCANDIC

Part of Europa Biosite

Produktinformation



Forschungsprodukte & Biochemikalien



Zellkultur & Verbrauchsmaterial



Diagnostik & molekulare Diagnostik



Laborgeräte & Service

Weitere Information auf den folgenden Seiten!
See the following pages for more information!



Lieferung & Zahlungsart

siehe unsere [Liefer- und Versandbedingungen](#)

Zuschläge

- Mindermengenzuschlag
- Trockeneiszuschlag
- Gefahrgutzuschlag
- Expressversand

SZABO-SCANDIC HandelsgmbH

Quellenstraße 110, A-1100 Wien

T. +43(0)1 489 3961-0

F. +43(0)1 489 3961-7

mail@szabo-scandic.com

www.szabo-scandic.com

[linkedin.com/company/szaboscandic](https://www.linkedin.com/company/szaboscandic) 

FOXC2 monoclonal antibody (M12), clone 4A5

Catalog # : H00002303-M12

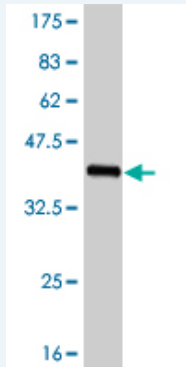
規格 : [100 ug]

[List All](#)

Specification

Product Description:	Mouse monoclonal antibody raised against a full length recombinant FOXC2.
Immunogen:	FOXC2 (NP_005242, 156 a.a. ~ 256 a.a) full length recombinant protein with GST tag. MW of the GST tag alone is 26 KDa.
Sequence:	FENGSLRRRRRFKKKDVSKEKEERHLKEPPPAASKGAPATPHLADAP KEAEKKVIKSEAASPALPVITKVETLSPESALQGSRSAASTPAGSPDGS L
Host:	Mouse
Reactivity:	Human
Isotype:	IgG2a Kappa

Quality Control Testing: Antibody Reactive Against Recombinant Protein.



Western Blot detection against Immunogen (37.11 KDa) .

Storage Buffer: In 1x PBS, pH 7.4

Storage Instruction: Store at -20°C or lower. Aliquot to avoid repeated freezing and thawing.

MSDS: [Download](#)

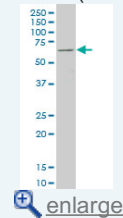
Datasheet: [Download](#)

Applications

Western Blot (Cell lysate)

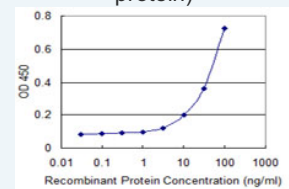
Application Image

Western Blot (Cell lysate)




Western Blot (Recombinant protein)

Sandwich ELISA (Recombinant protein)



ELISA



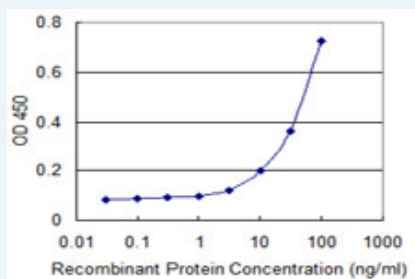
FOXC2 monoclonal antibody (M12), clone 4A5 Western Blot analysis of FOXC2 expression in K-562 (Cat # L009V1).

 [Protocol Download](#)

Western Blot (Recombinant protein)

 [Protocol Download](#)

Sandwich ELISA (Recombinant protein)



Detection limit for recombinant GST tagged FOXC2 is 1 ng/ml as a capture antibody.

 [Protocol Download](#)

ELISA

Gene Information

Entrez GeneID: [2303](#)

GeneBank [NM_005251](#)

Accession#:

Protein [NP_005242](#)

Accession#:

Gene Name: FOXC2

Gene Alias: FKHL14,LD,MFH-1,MFH1

Gene forkhead box C2 (MFH-1, mesenchyme forkhead 1)

Description:

Omim ID: [153000](#), [153200](#), [153300](#), [153400](#), [602402](#)

Gene Ontology: [Hyperlink](#)

Gene Summary: This gene belongs to the forkhead family of transcription factors which is characterized by a distinct DNA-binding forkhead domain. The specific function of this gene has not yet been determined; however, it may play a role in the development of mesenchymal tissues. [provided by RefSeq]

Other Designations: MFH-1,mesenchyme forkhead 1,forkhead box C2,forkhead, Drosophila, homolog-like 14,forkhead-like 14

Related Disease

[Breast cancer](#) [Cardiovascular Diseases](#) [Chylothorax](#) [Cleft Lip](#) [Cleft Palate](#)
[Diabetes Mellitus](#) [Diabetes Mellitus, Type 2](#) [Diabetes, Gestational](#)
[Genetic Predisposition to Disease](#) [Hyperlipidemias](#) [Insulin Resistance](#) [Lymphangiectasis](#)
[Lymphedema](#) [Metabolic Syndrome X](#) [Obesity](#) [Obesity](#) [Osteoporosis](#)
[Polycystic Ovary Syndrome](#) [Renal Insufficiency, Chronic](#)

... see more

[服務條款](#) | [隱私權政策](#) | [著作及商標](#) | [網站地圖](#)

©2016 亞諾法生技股份有限公司 Abnova Corporation. 版權所有.