



SZABO SCANDIC

Part of Europa Biosite

Produktinformation



Forschungsprodukte & Biochemikalien



Zellkultur & Verbrauchsmaterial



Diagnostik & molekulare Diagnostik



Laborgeräte & Service

Weitere Information auf den folgenden Seiten!
See the following pages for more information!



Lieferung & Zahlungsart

siehe unsere [Liefer- und Versandbedingungen](#)

Zuschläge

- Mindermengenzuschlag
- Trockeneiszuschlag
- Gefahrgutzuschlag
- Expressversand

SZABO-SCANDIC HandelsgmbH

Quellenstraße 110, A-1100 Wien

T. +43(0)1 489 3961-0

F. +43(0)1 489 3961-7

mail@szabo-scandic.com

www.szabo-scandic.com

[linkedin.com/company/szaboscandic](https://www.linkedin.com/company/szaboscandic) 

FKHL18 MaxPab mouse polyclonal antibody (B01) MaxPab®

Catalog # : H00002307-B01

規格 : [50 uL]

[List All](#)

Specification

Product Description: Mouse polyclonal antibody raised against a full-length human FKHL18 protein.

Immunogen: FKHL18 (NP_004109.1, 1 a.a. ~ 330 a.a) full-length human protein.

Sequence:
 MQQQLPGPGAPTTEPTKPPYSYALIAMAIQSSPGQRATLSGIYRYIMG
 RFAFYRHNRPGWQNSIRHNLSLNECFVKVPRDDRKPGKGSYWTLPDC
 HDMFEHGSFLRRRRRFRQTGAEGTRGPAKARRGPLRATSQDPGVN
 ATTGRQCSFPPELPDPKLSFGGLVGAMPASMCPATTDGRPRPMEP
 KEISTPKPACPGELPVATSSSSCPAFGFPAGFSEAESFNKAPTIVLSPES
 GIGSSYQCRLQALNFCMGADPGLEHLLASAAPSPAPPTPPGSLRAPLPL
 PTDHKEPWWAGGFVQGGSGYPLGLTPCLYRTPGMFFFE

Host: Mouse

Reactivity: Human

Quality Control Testing: Antibody reactive against mammalian transfected lysate.

Storage Buffer: No additive

Storage Instruction: Store at -20°C or lower. Aliquot to avoid repeated freezing and thawing.

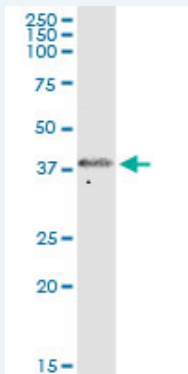
Note: For IHC and IF applications, antibody purification with Protein A will be needed prior to use.

MSDS: [Download](#)

Datasheet: [Download](#)

Applications

Western Blot (Cell lysate)



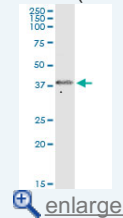
FOXS1 MaxPab polyclonal antibody. Western Blot analysis of FOXS1 expression in 293.

[Protocol Download](#)

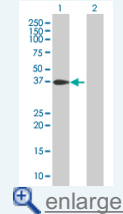
Western Blot (Transfected lysate)

Application Image

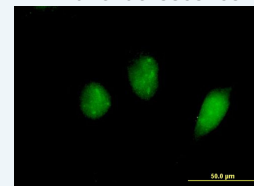
Western Blot (Cell lysate)

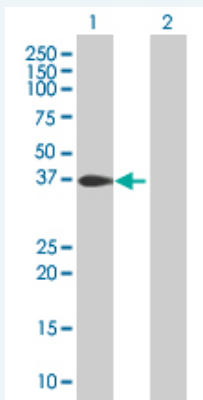


Western Blot (Transfected lysate)



Immunofluorescence



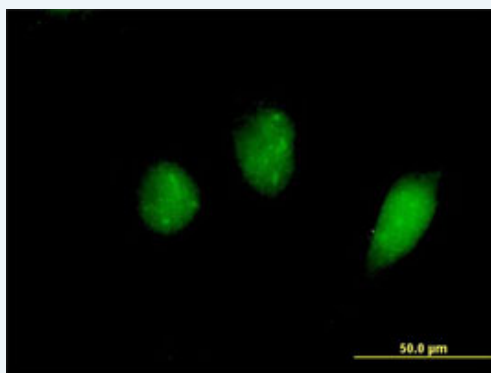


Western Blot analysis of FOXS1 expression in transfected 293T cell line ([H00002307-T01](#)) by FOXS1 MaxPab polyclonal antibody.

Lane 1: FKHL18 transfected lysate(36.3 KDa).
Lane 2: Non-transfected lysate.

[Protocol Download](#)

Immunofluorescence



enlarge this image

Immunofluorescence of purified MaxPab antibody to FKHL18 on HeLa cell. [antibody concentration 10 ug/ml]

[Protocol Download](#)

Gene Information

Entrez GeneID: [2307](#)

GeneBank [NM_004118.3](#)
Accession#:

Protein [NP_004109.1](#)
Accession#:

Gene Name: FOXS1

Gene Alias: FKHL18,FREAC10,MGC4544

Gene Description: forkhead box S1

Omim ID: [602939](#)

Gene Ontology: [Hyperlink](#)

Gene Summary: The forkhead family of transcription factors belongs to the winged helix class of DNA-binding proteins. The protein encoded by this intronless gene contains a forkhead domain and is found predominantly in aorta and kidney. The function of the encoded protein is unknown. [provided by RefSeq]

Other OTTHUMP00000030540,forkhead-like 18,forkhead-related activator

Designations: 10, forkhead-related transcription factor 10, forkhead-related transcription factor FREAC-10

[服務條款](#) | [隱私權政策](#) | [著作及商標](#) | [網站地圖](#)

©2016 亞諾法生技股份有限公司 Abnova Corporation. 版權所有.