



# SZABO SCANDIC

Part of Europa Biosite

## Produktinformation



Forschungsprodukte & Biochemikalien



Zellkultur & Verbrauchsmaterial



Diagnostik & molekulare Diagnostik



Laborgeräte & Service

Weitere Information auf den folgenden Seiten!  
See the following pages for more information!



### Lieferung & Zahlungsart

siehe unsere [Liefer- und Versandbedingungen](#)

### Zuschläge

- Mindermengenzuschlag
- Trockeneiszuschlag
- Gefahrgutzuschlag
- Expressversand

### SZABO-SCANDIC HandelsgmbH

Quellenstraße 110, A-1100 Wien

T. +43(0)1 489 3961-0

F. +43(0)1 489 3961-7

[mail@szabo-scandic.com](mailto:mail@szabo-scandic.com)

[www.szabo-scandic.com](http://www.szabo-scandic.com)

[linkedin.com/company/szaboscandic](https://www.linkedin.com/company/szaboscandic) 



## FOXO1A monoclonal antibody (M04), clone 4A2

Catalog # : H00002308-M04

規格 : [ 100 ug ]

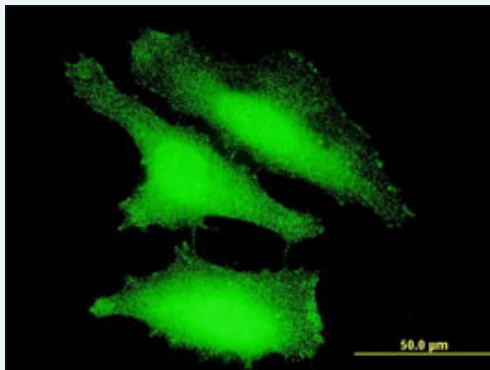
[List All](#)

### Specification

|                                 |   |
|---------------------------------|---|
| <b>Product Description:</b>     | Mouse monoclonal antibody raised against a partial recombinant FOXO1A.  |
| <b>Immunogen:</b>               | FOXO1A (NP_002006, 556 a.a. ~ 655 a.a) partial recombinant protein with GST tag. MW of the GST tag alone is 26 KDa. |
| <b>Sequence:</b>                | TQVKTPVQVPLPHPMQMSALGGYSSVSSCNGYGRMGLLHQEKLP<br>SDLDGMFIERLDCDMESIIRNDLMDGDTLDFNFDNVL<br>PNQSFPHSVKTTTHS<br>WVSG    |
| <b>Host:</b>                    | Mouse   |
| <b>Reactivity:</b>              | Human   |
| <b>Isotype:</b>                 | IgG2a Kappa   |
| <b>Quality Control Testing:</b> | Antibody Reactive Against Recombinant Protein.  |
| <b>Storage Buffer:</b>          | In 1x PBS, pH 7.4   |
| <b>Storage Instruction:</b>     | Store at -20°C or lower. Aliquot to avoid repeated freezing and thawing.  |
| <b>MSDS:</b>                    |  <a href="#">Download</a>        |
| <b>Datasheet:</b>               |  <a href="#">Download</a>        |

### Applications

#### Immunofluorescence



 [enlarge this image](#)

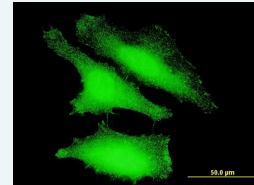
Immunofluorescence of monoclonal antibody to FOXO1 on HeLa cell . [antibody concentration 10 ug/ml]

 [Protocol Download](#)

#### Sandwich ELISA (Recombinant protein)

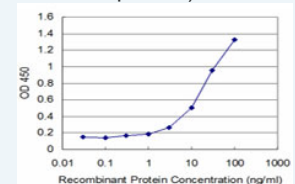
### Application Image

#### Immunofluorescence



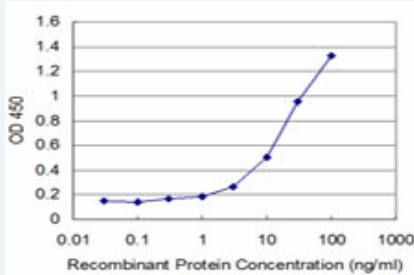
 [enlarge](#)

#### Sandwich ELISA (Recombinant protein)



 [enlarge](#)

ELISA



Detection limit for recombinant GST tagged FOXO1A is approximately 1ng/ml as a capture antibody.

 [Protocol Download](#)

## ELISA

### Gene Information

**Entrez GeneID:** [2308](#)

**GeneBank** [NM\\_002015](#)

**Accession#:**

**Protein** [NP\\_002006](#)

**Accession#:**

**Gene Name:** FOXO1

**Gene Alias:** FKH1,FKHR,FOXO1A

**Gene Description:** forkhead box O1

**Omim ID:** [136533](#), [268220](#)

**Gene Ontology:** [Hyperlink](#)

**Gene Summary:** This gene belongs to the forkhead family of transcription factors which are characterized by a distinct forkhead domain. The specific function of this gene has not yet been determined; however, it may play a role in myogenic growth and differentiation. Translocation of this gene with PAX3 has been associated with alveolar rhabdomyosarcoma. [provided by RefSeq]

**Other Designations:** OTTHUMP00000018301,forkhead box O1A (rhabdomyosarcoma),forkhead homolog in rhabdomyosarcoma,forkhead, Drosophila, homolog of, in rhabdomyosarcoma

### Gene Pathway

[Insulin signaling pathway](#) [Pathways in cancer](#) [Prostate cancer](#)

### Related Disease

[Atherosclerosis](#) [Attention Deficit Disorder with Hyperactivity](#) [Autistic Disorder](#) [Calcinosis](#) [Coronary Artery Disease](#) [Diabetes Mellitus](#) [Diabetes Mellitus, Type 2](#) [Genetic Predisposition to Disease](#) [Glucose Intolerance](#) [Head and Neck Neoplasms](#) [NARP](#) [Neoplasm Recurrence, Local](#) [Neoplasms](#) [Second Primary](#) [Obesity](#) [Obesity](#)