



# SZABO SCANDIC

Part of Europa Biosite

## Produktinformation



Forschungsprodukte & Biochemikalien



Zellkultur & Verbrauchsmaterial



Diagnostik & molekulare Diagnostik



Laborgeräte & Service

Weitere Information auf den folgenden Seiten!  
See the following pages for more information!



### Lieferung & Zahlungsart

siehe unsere [Liefer- und Versandbedingungen](#)

### Zuschläge

- Mindermengenzuschlag
- Trockeneiszuschlag
- Gefahrgutzuschlag
- Expressversand

### SZABO-SCANDIC HandelsgmbH

Quellenstraße 110, A-1100 Wien

T. +43(0)1 489 3961-0

F. +43(0)1 489 3961-7

[mail@szabo-scandic.com](mailto:mail@szabo-scandic.com)

[www.szabo-scandic.com](http://www.szabo-scandic.com)

[linkedin.com/company/szaboscandic](https://www.linkedin.com/company/szaboscandic) 

## FOXO1A monoclonal antibody (M13), clone 4A10

Catalog # : H00002308-M13

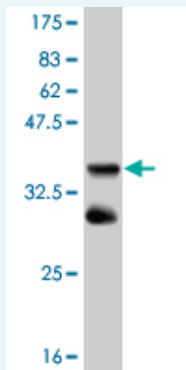
規格 : [ 100 ug ]

[List All](#)

### Specification

<b>Product Description:</b>	Mouse monoclonal antibody raised against a full length recombinant FOXO1A.
<b>Immunogen:</b>	FOXO1A (NP_002006, 452 a.a. ~ 555 a.a) full length recombinant protein with GST tag. MW of the GST tag alone is 26 KDa.
<b>Sequence:</b>	msqyncapg llkelltsds pphndimtpv dpgvaqnsr vlgqnvmmgp nsvmstygsg ashnkmmnps shthpghaqq tsavngrlp htvstmphs gmnrl
<b>Host:</b>	Mouse
<b>Reactivity:</b>	Human
<b>Isotype:</b>	IgG2a Lambda

**Quality Control Testing:** Antibody Reactive Against Recombinant Protein.



Western Blot detection against Immunogen (37.44 KDa) .

**Storage Buffer:** In 1x PBS, pH 7.4

**Storage Instruction:** Store at -20°C or lower. Aliquot to avoid repeated freezing and thawing.

**MSDS:** [Download](#)

**Datasheet:** [Download](#)

### Applications

**Western Blot (Recombinant protein)**

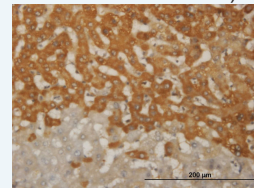
[Protocol Download](#)

**Immunohistochemistry (Formalin/PFA-fixed paraffin-embedded sections)**

### Application Image

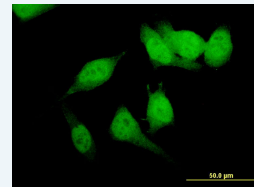
Western Blot (Recombinant protein)

Immunohistochemistry (Formalin/PFA-fixed paraffin-embedded sections)



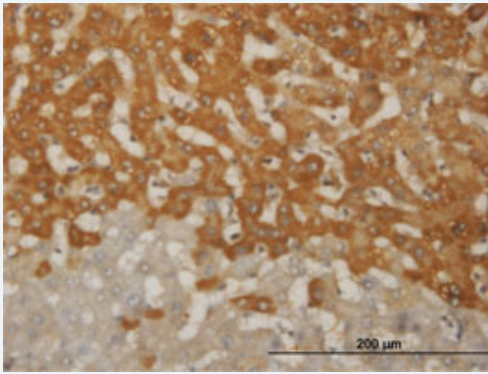
[enlarge](#)

Immunofluorescence



[enlarge](#)

ELISA

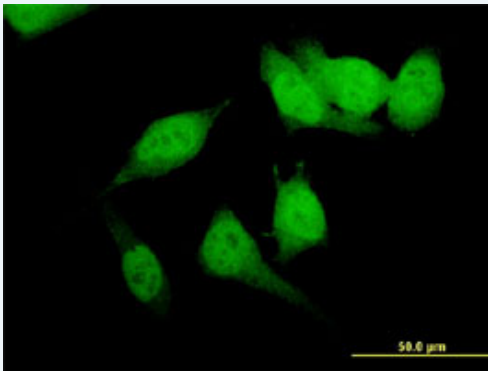


[enlarge this image](#)

Immunoperoxidase of monoclonal antibody to FOXO1A on formalin-fixed paraffin-embedded human liver. [antibody concentration 3 ug/ml]

[Protocol Download](#)

### Immunofluorescence



[enlarge this image](#)

Immunofluorescence of monoclonal antibody to FOXO1 on HeLa cell . [antibody concentration 20 ug/ml]

[Protocol Download](#)

### ELISA

### Gene Information

Entrez GeneID: [2308](#)

GeneBank Accession#: [NM\\_002015](#)

Protein Accession#: [NP\\_002006](#)

Gene Name: FOXO1

Gene Alias: FKH1,FKHR,FOXO1A

Gene Description: forkhead box O1

Omim ID: [136533](#), [268220](#)

Gene Ontology: [Hyperlink](#)

**Gene Summary:** This gene belongs to the forkhead family of transcription factors which are characterized by a distinct forkhead domain. The specific function of this gene has not yet been determined; however, it may play a role in myogenic growth and differentiation. Translocation of this gene with PAX3 has been associated with alveolar rhabdomyosarcoma. [provided by RefSeq]

Other Designations: OTTHUMP00000018301,forkhead box O1A (rhabdomyosarcoma),forkhead homolog in

rhabdomyosarcoma, forkhead, Drosophila, homolog of, in rhabdomyosarcoma

---

### Gene Pathway

---

[Insulin signaling pathway](#) [Pathways in cancer](#) [Prostate cancer](#)

### Related Disease

---

[Atherosclerosis](#) [Attention Deficit Disorder with Hyperactivity](#) [Autistic Disorder](#) [Calcinosis](#)  
[Coronary Artery Disease](#) [Diabetes Mellitus](#) [Diabetes Mellitus, Type 2](#)  
[Genetic Predisposition to Disease](#) [Glucose Intolerance](#) [Head and Neck Neoplasms](#) [NARP](#)  
[Neoplasm Recurrence, Local](#) [Neoplasms, Second Primary](#) [Obesity](#) [Obesity](#)

---

[服務條款](#) | [隱私權政策](#) | [著作及商標](#) | [網站地圖](#)

©2016 亞諾法生技股份有限公司 Abnova Corporation. 版權所有.