



SZABO SCANDIC

Part of Europa Biosite

Produktinformation



Forschungsprodukte & Biochemikalien



Zellkultur & Verbrauchsmaterial



Diagnostik & molekulare Diagnostik



Laborgeräte & Service

Weitere Information auf den folgenden Seiten!
See the following pages for more information!



Lieferung & Zahlungsart

siehe unsere [Liefer- und Versandbedingungen](#)

Zuschläge

- Mindermengenzuschlag
- Trockeneiszuschlag
- Gefahrgutzuschlag
- Expressversand

SZABO-SCANDIC HandelsgmbH

Quellenstraße 110, A-1100 Wien

T. +43(0)1 489 3961-0

F. +43(0)1 489 3961-7

mail@szabo-scandic.com

www.szabo-scandic.com

[linkedin.com/company/szaboscandic](https://www.linkedin.com/company/szaboscandic) 

FOXO3A monoclonal antibody (M05), clone 2H2

Catalog # : H00002309-M05

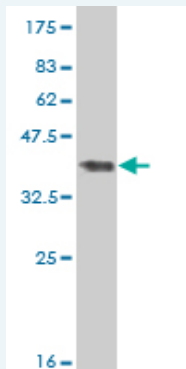
規格 : [100 ug]

[List All](#)

Specification

Product Description:	Mouse monoclonal antibody raised against a partial recombinant FOXO3A.
Immunogen:	FOXO3A (AAH21224, 361 a.a. ~ 460 a.a) partial recombinant protein with GST tag. MW of the GST tag alone is 26 KDa.
Sequence:	PCTVELPRLTDMAGTMNLDGLTENLMDDLLDNITLPPSQPSPTGGLMQ RSSFPYTTKGSGLGSPTSSFNSTVFGPSSLNSLRQSPMQTIQENKPAT FS
Host:	Mouse
Reactivity:	Human
Isotype:	IgG2a Kappa

Quality Control Testing: Antibody Reactive Against Recombinant Protein.



Western Blot detection against Immunogen (36.63 KDa) .

Storage Buffer: In 1x PBS, pH 7.4

Storage Instruction: Store at -20°C or lower. Aliquot to avoid repeated freezing and thawing.

MSDS: [Download](#)

Datasheet: [Download](#)

Applications

Western Blot (Recombinant protein)

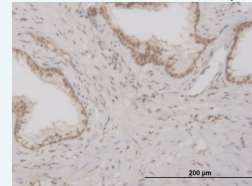
[Protocol Download](#)

Immunohistochemistry (Formalin/PFA-fixed paraffin-embedded sections)

Application Image

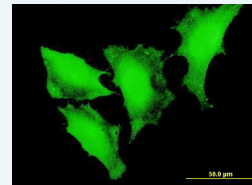
Western Blot (Recombinant protein)

Immunohistochemistry (Formalin/PFA-fixed paraffin-embedded sections)



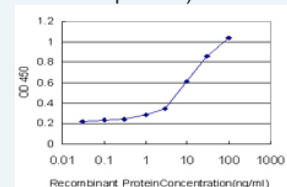
[enlarge](#)

Immunofluorescence



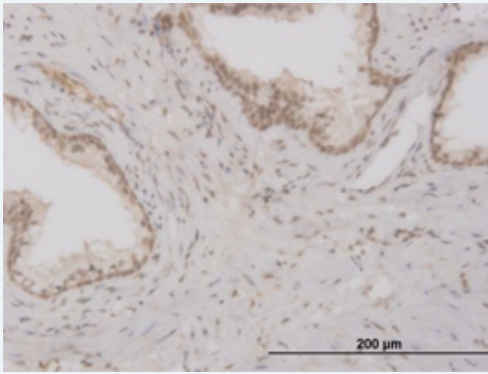
[enlarge](#)

Sandwich ELISA (Recombinant protein)



[enlarge](#)

ELISA

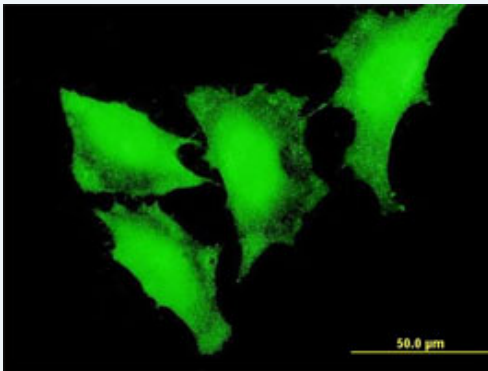


[enlarge this image](#)

Immunoperoxidase of monoclonal antibody to FOXO3A on formalin-fixed paraffin-embedded human prostate. [antibody concentration 1.5 ug/ml]

[Protocol Download](#)

Immunofluorescence

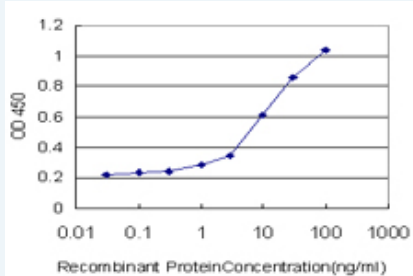


[enlarge this image](#)

Immunofluorescence of monoclonal antibody to FOXO3 on HeLa cell . [antibody concentration 10 ug/ml]

[Protocol Download](#)

Sandwich ELISA (Recombinant protein)



Detection limit for recombinant GST tagged FOXO3A is approximately 1ng/ml as a capture antibody.

[Protocol Download](#)

ELISA

Gene Information

Entrez GeneID: [2309](#)

GeneBank [BC021224](#)
Accession#:

Protein [AAH21224](#)
Accession#:

Gene Name: FOXO3

Gene Alias: AF6q21,DKFZp781A0677,FKHRL1,FKHRL1P2,FOXO2,FOXO3A,MGC12739,MGC31925

Gene forkhead box O3

Description:

Omim ID: [602681](#)

Gene Ontology: [Hyperlink](#)

Gene Summary: This gene belongs to the forkhead family of transcription factors which are characterized by a distinct forkhead domain. This gene likely functions as a trigger for apoptosis through expression of genes necessary for cell death. Translocation of this gene with the MLL gene is associated with secondary acute leukemia. Alternatively spliced transcript variants encoding the same protein have been observed. [provided by RefSeq]

Other Designations: OTTHUMP00000016944, forkhead box O3A, forkhead homolog (rhabdomyosarcoma) like 1, forkhead, Drosophila, homolog of, in rhabdomyosarcoma-like 1

Gene Pathway

[Chemokine signaling pathway](#) [Endometrial cancer](#) [Neurotrophin signaling pathway](#)
[Non-small cell lung cancer](#)

Related Disease

[Alzheimer Disease](#) [Alzheimer disease](#) [Amenorrhea](#) [Cardiovascular Diseases](#) [Cleft Lip](#)
[Cleft Palate](#) [Cognition](#) [Diabetes Mellitus, Type 2](#) [Edema](#) [Genetic Predisposition to Disease](#)
[Infertility, Female](#) [Narcolepsy](#) [Obesity](#) [Obesity](#) [Ovarian Failure, Premature](#)
[Primary Ovarian Insufficiency](#) [Tobacco Use Disorder](#) [Tooth Abnormalities](#)

[服務條款](#) | [隱私權政策](#) | [著作及商標](#) | [網站地圖](#)

©2016 亞諾法生技股份有限公司 Abnova Corporation. 版權所有.